



Lockers

BOYCO™

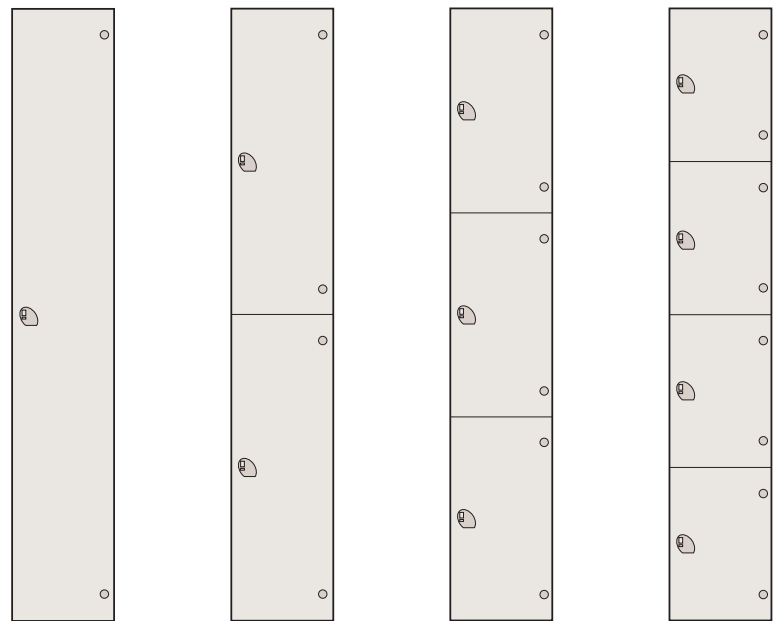
PROVIDING FF&E SOLUTIONS

WET AREA - ALUMINIUM CARCASS, SGL DOORS

- End panels supplied on open ends to match doors



- Number discs available set into doors



TYPE: LD2(SGL-AL)

TYPE:

LD1(SGL/AL)

LD2(SGL/AL)

LD3(SGL/AL)

LD4(SGL/AL)

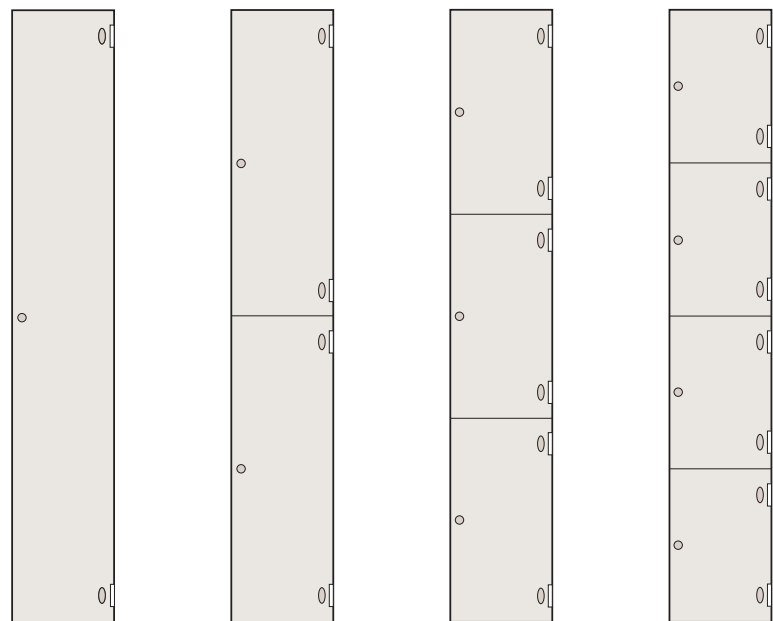
LOCK OPTIONS: CAM LOCK (STANDARD), HASP & STAPLE, COIN RETURN/RETAIN, COMBINATION, DIGITAL

DRY AREA - STEEL CARCASS, SGL DOORS

- End panels supplied on open ends to match doors



- Number discs available set into doors
- Sloping top available



TYPE: LD4(SGL-ST)

TYPE:

LD1(SGL/ST)

LD2(SGL/ST)

LD3(SGL/ST)


LD4(SGL/ST)

LOCK OPTIONS: CAM LOCK (STANDARD), HASP & STAPLE, COIN RETURN/RETAIN, COMBINATION, DIGITAL

DRY AREA - ALL STEEL LOCKERS



- Number discs available set onto doors
- Sloping top available



TYPE: WLS (300) & LD2 LOCKERS

TYPE:

LD1

LD2

LD3

LD4


LD5

LD6

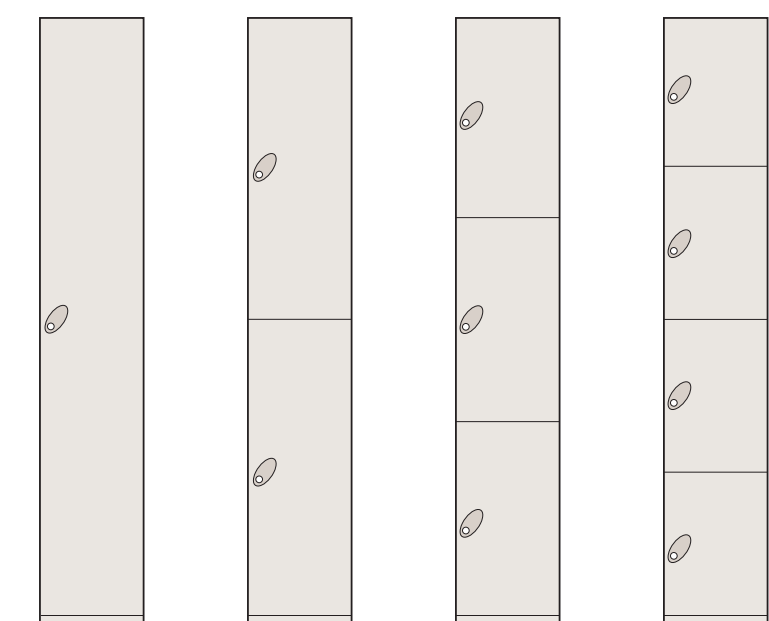
LOCK OPTIONS: CAM LOCK (STANDARD), HASP & STAPLE, COIN RETURN/RETAIN, COMBINATION, DIGITAL

DRY AREA - TIMBER FACED LOCKERS

- End panels supplied on open ends to match doors



- Number discs available set into doors
- Sloping top available



TYPE: LD1 (TF), LD2 (TF) & LD3 (TF) LOCKERS

TYPE:

LD1(TF)

LD2(TF)

LD3(TF)

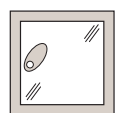
LD4(TF)

LOCK OPTIONS: CAM LOCK (STANDARD), HASP & STAPLE, COIN RETURN/RETAIN, COMBINATION, DIGITAL

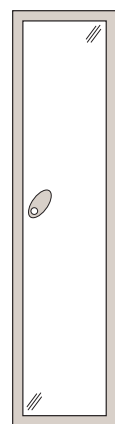
DRY AREA - ALL STEEL SPECIAL APPLICATION LOCKERS



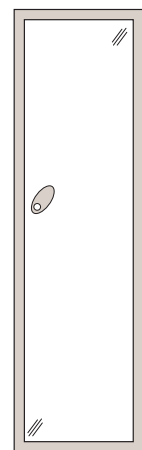
- Number discs available set onto doors
- Sloping top available



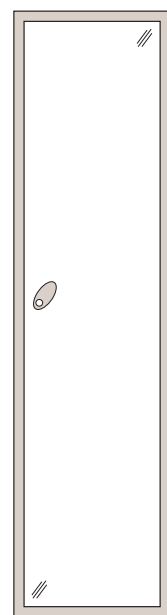
CUBE
Three sizes available:
305³, 380³, 460³ (MM)



LOW LOCKER
305W x 305D x 1220H or
305W x 460D x 1220H (MM)



LAL/DI
Low access locker
for DDA Provision
380W x 460D x 1300H (MM)



SPL1
Police locker
460W x 550D x 1780H (MM)

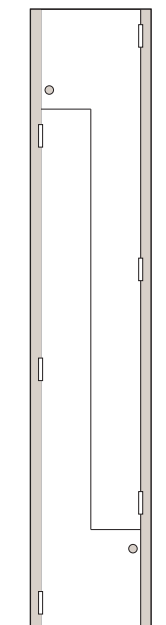
LOCK OPTIONS: CAM LOCK (STANDARD), HASP & STAPLE (only available on police locker), COIN RETURN/RETAIN, COMBINATION (not available on cube lockers)

WET OR DRY AREA - ALUMINIUM CARCASS, SGL DOORS 'Z' LOCKER

- End panels supplied on open ends to match doors



- Number discs available set into doors
- Sloping top available



TYPE: LDZ (SGL) LOCKER

TYPE: LDZ(SGL)

SIZES AVAILABLE: 1800H x 350W x 450D

LOCK OPTIONS: CAM LOCK (STANDARD), HASP & STAPLE, COIN RETURN/RETAIN, COMBINATION, DIGITAL

- * SPACE SAVING SOLUTION FOR GARMENT HANGING.
- * 'DIRTY & CLEAN' STORAGE FOR CATERING & PHARMACEUTICAL ENVIRONMENTS.
- * SUITABLE FOR WET AREA ENVIRONMENTS.
- * UPPER/LOWER SEPARATE COMPARTMENTS.

LOCKER SUPPORTS & SUPPORT SEATS

TYPE: LOW/LS/WF Low level wall fixed locker support to suit locker specified.

LOW/LS Peninsular low level locker support to suit locker specified. Add suffix 'D' for double sided unit (LOW/LS/D)

WLS (300) Cantilever locker support seat to suit locker specified. Add suffix 'D' for double sided unit (WLS/D(300))

LOCKS



STANDARD CAM LOCK*
Even the standard lock has micro sprung 10 disc lock featuring a massive 3000 serial combinations.



HASP & STAPLE*
Attractive design allowing easy use of padlock fitting. Shank diameter min 7mm, maximum 8mm. Padlock sold separately.



COIN/TOKEN - RETURN/RETAIN
These locks are available with coin denominations £ or tokens, for either return or retain on standard lockers only. (Available at extra cost)



COMBINATION LOCK
A simple and effective 3 digit code, making losing keys a thing of the past. Master override key sold separately. (Available at extra cost)

*INCLUDED IN LOCKER PRICE. Please request lock type at time of ordering.

OPTIONAL 3-POINT LOCKING AVAILABLE FOR EXTRA SECURITY ON 1&2 DOOR LOCKERS ONLY