

ICONS

Throughout this section there are various icons to help you with your product selection.



This operator is tested in conformity with EUROPEAN STANDARDS on impact forces.



The 230V gearmotors are designed for use in every day situations.



The 24V DC gearmotors are designed for INTENSIVE DUTY, and are powered by low voltage.



The 230 – 400V AC 3-PHASE versions are ideal for INDUSTRIAL use as they guarantee greater gearmotor starting thrust.



This WIRELESS product is battery-powered and operates with radio technology.



This product can be remotely controlled via CAME Connect cloud technology (visit www.fhbrundle.co.uk for full details).



This product comes with the CAME 3 year warranty.



This product is compatible with CAME Key (visit www.fhbrundle.co.uk for full details).



We would always advise you spec your jobs with safety edges. When you see this symbol it is imperative that one is used.



CAME sliding gate operators use either a Mod.4 or a Mod.6 rack.



This is a unit of measurement for how big the teeth are on the motor wheel. If your motor is 'Mod.4', you need a 'Mod.4' rack to attach to your gate.

230-400v AC 3 phase motors are specifically designed for heavy industrial use.

If you are unsure about installing gate automation and any of the safety aspects we strongly recommend attending a training course.

Please note: Illustrations throughout this section displays items that are not necessarily supplied in the standard kits we offer. All listed equipment available separately. The installation of infrared-beams or mechanical-contact safety edges is essential if a careful risk analysis requires it. Certain items listed in the kits throughout the catalogue (namely control boards, remote controls or safety photocells) may be substituted without prior notice for a comparative alternative if the advertised item is temporarily out of stock.

GATE AUTOMATION




SAFETY STANDARDS

All products are rigorously tested at CAME's research facility in Italy to ensure they meet strict European safety standards, and come with a full 3-year manufacturers warranty. However, once these products are fitted to a gateway it becomes the responsibility of the gate manufacturer / installer to ensure that the installation is compliant with European Machinery Directive 2006/42/EC and with all currently applicable European standards. Whenever you see the 'EN Tested' logo in this catalogue, it means that product is force-limited, making it even easier for installers to comply with the legislation without additional safety accessories.



INDEX

Activation Accessories.....	327-328
Articulated Arm Swing Gate Automation.....	320-322
Audio Intercoms.....	336-339
Brundleline Gate Automation.....	333-335
Articulated Arm Swing Gate.....	334
Sliding Gate.....	335
Worm Drive Swing Gate.....	333
Electric Gate Box.....	344
Garage Door Automation.....	343
GSM Intercoms.....	336-338
Industrial Sliding Gate Automation.....	324-326
Intercom Systems.....	336-342
Resistive Safety Edge Kits.....	332
Safety Accessories.....	329-330
Selection Guide.....	312-313
Sliding Gate Automation.....	323-326
Support Columns.....	331
Swing Gate Automation.....	314-322
Underground Swing Gate Automation.....	314-316
Vandal Resistant Intercoms.....	337-342
Video Intercoms.....	340-342
Wireless Safety Accessories.....	330
Worm Drive Swing Gate Automation.....	317-319





Application	Series	Kit Codes	Max gate leaf width: 2m		
Underground (Swing)	Frog From page 314	21FROGAES24 21FROGAEP24	3.5m (11.5ft)		
		21FROGAES 21FROGAEP 21FROGS 21FROGP	3.5m (11.5ft)		
	Frog Plus Page 316	21FROGPLUSS5 21FROGPLUSP5	5.5m (18ft)		
		21FROGPLUSS7 21FROGPLUSP7	7m (23ft)		
Worm Drive (Swing)	ATS From page 318	21ATSS3 21ATSP3	3m (10ft)		
		21ATSS324 21ATSP324	3m (10ft)		
		21ATSS5 21ATSP5	5m (16ft)		
		21ATSS524 21ATSP524	5m (16ft)		
	AXO Page 317	21AXOS324 21AXOP324	3m (10ft)		
		21AXOS3 21AXOP3	3m (10ft)		
		21AXOS4 21AXOP4	4m (13ft)		
		21AXOS524 21AXOP524	5m (16ft)		
	21AXOS7 21AXOP7	7m (23ft)			
Articulated Arm (Swing)	Stylo Page 320	21STYLOAS24 21STYOAP24 21STYLOSS24 21STYLOSP24	1.8m (6ft)	<div>Stylo</div> 	
	FTX Page 322	21FTXS 21FTXP	2.0m (7ft)		
	Ferni Page 321	21FERNIES24 21FERNIEP24	4m (13ft)		
		21FERNIES 21FERNIEP	4m (13ft)		
Application	Series	Kit Codes	Max gate weight: 800Kg		
Sliding	BXV Page 323	21BXV400GSKIT 21BXV400GFKIT	400Kg	Mod.4	
		21BXV600GSKIT 21BXV600GFKIT	600Kg	Mod.4	
		21BXV800GSKIT	800Kg	Mod.4	
		21BXV1000GSKIT 21BXV1000GFKIT	1000Kg	Mod.4	
	BKV From page 324	21BKV1500PKIT	1500Kg	Mod.4	
		21BKV2000PKIT	2000Kg	Mod.4	
		21BKV2500PKIT	2500Kg	Mod.6	
	BY3500T Page 326	21BY3500TKIT	3500Kg	Mod.6	

24V DC motors are specifically designed for intensive use.

With the use of a battery backup card, they can also continue to function during a power outage.

230 - 400V AC 3-phase motors are specifically designed for heavy industrial use.

KEY:

	
230 - 400V AC 3-Phase Motor	230V AC Motor
	
36V DC Motor	24V DC Motor



CAME's 3 year parts warranty is the most comprehensive on offer from any brand in the automation industry.

[illegible]

GATE AUTOMATION


The Brundleline Collection



BRUNDLE-DRIVE PAGE 333

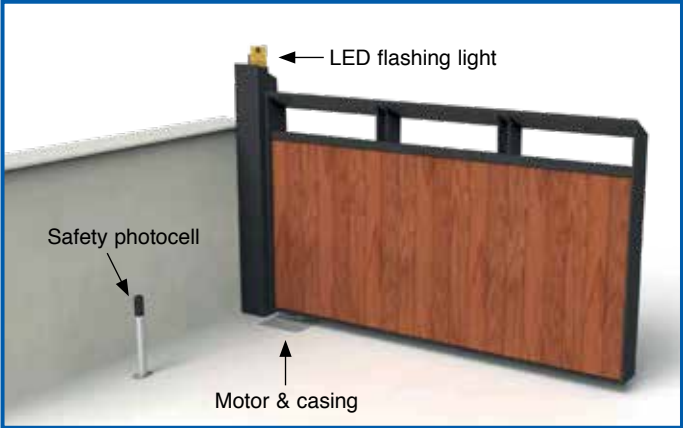


BRUNDLE-REACH PAGE 334



BRUNDLE-SLIDE PAGE 335

UNDERGROUND SWING GATE AUTOMATION



FEATURES:

- Buried underground, Frog is the most popular method of automating a gateway
- Corrosion resistant & reliable in damp conditions
- The irreversible geared motor firmly locks the gates
- FROG-AE model features encoder based electronics for easier EN compliance
- Manual release mechanism in the event of a power cut
- Perfect for wooden or metal gates



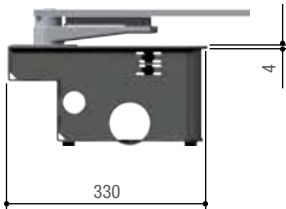

We would always advise you spec your jobs with safety edges. When you see this symbol it is imperative that at least one is used.

SUITABLE FOR THE FOLLOWING GATES:

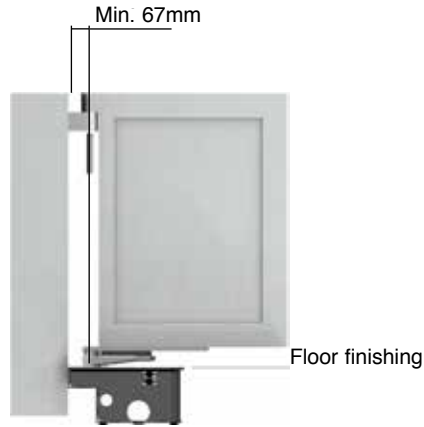
- 2.0m gate leaves weighing up to 800kg
- 2.5m gate leaves weighing up to 600kg*
- 3.5m gate leaves weighing up to 400kg*

*We recommend provision be made for an 21LOCK81 electric latch if the leaf is wider than 2.5m, see page 328.

DIMENSIONS (mm):



INSTALLATION:



FROG-S KIT

For use with single gates



KIT INCLUDES:

- 1 x FROG 230V motor
- 1 x steel foundation case
- 1 x 230V control panel
- 1 x lever key release mechanism
- 1 x radio receiver
- 1 x tuned antenna
- 2 x remote controls
- 1 x pair safety photocells
- Full installation guide

FROG-P KIT

For use with double gates



KIT INCLUDES:

- 2 x FROG 230V motors
- 2 x steel foundation cases
- 1 x 230V control panel
- 2 x lever key release mechanism
- 1 x radio receiver
- 1 x tuned antenna
- 2 x remote controls
- 1 x pair safety photocells
- Full installation guide

Code
21FROGS

Code
21FROGP

ACCESSORIES

CONTROL BOARD FOR USE WITH SWING GATES

With auxillary output for 12V devices



Description	Code
Code (Full Control Panel)	21ZA3P
Code (PCB)	213199ZA3P

FROG 230V MOTOR



Code
21FROGA



FROGAE-S KIT

For use with single gates



KIT INCLUDES:

- 1 x FROG 230V motor + encoder
- 1 x steel foundation case
- 1 x 230V control panel
- 1 x lever key release mechanism
- 1 x radio receiver
- 1 x tuned antenna
- 2 x remote controls
- 1 x pair safety photocells
- Full installation guide

Code

21FROGAES

FROGAE-P KIT

For use with double gates



KIT INCLUDES:

- 2 x FROG 230V motors + encoder
- 2 x steel foundation cases
- 1 x 230V control panel
- 2 x lever key release mechanism
- 1 x radio receiver
- 1 x tuned antenna
- 2 x remote controls
- 1 x pair of safety photocells
- Full installation guide

Code

21FROGAEP

FROGAE-S24 KIT

For use with single gates



KIT INCLUDES:

- 1 x FROG 24V motor + encoder
- 1 x steel foundation case
- 1 x 24V control panel
- 1 x lever key release mechanism
- 1 x radio receiver
- 1 x tuned antenna
- 2 x remote controls
- 1 x pair safety photocells
- Full installation guide

Code

21FROGAES24

FROGAE-P24 KIT

For use with double gates



KIT INCLUDES:

- 2 x FROG 24V motors + encoder
- 2 x steel foundation cases
- 1 x 24V control panel
- 2 x lever key release mechanism
- 1 x radio receiver
- 1 x tuned antenna
- 2 x remote controls
- 1 x pair safety photocells
- Full installation guide

Code

21FROGAEP24

ACCESSORIES

FROG 230V MOTOR

With encoder



Code

21FROGAE

FROG 24V MOTOR

With encoder



Code

21FROGA24E

LOCK81 ELECTRIC LATCH

Recommended for gates larger than 2.5m or situated in exposed, windy locations



Code

21LOCK81

A4370 TRANSMISSION LEVER FOR OPENING ARCS OF UP TO 140°



Code

21A4370

FL-180 CHAIN-DRIVEN TRANSMISSION LEVER FOR OPENING ARCS OF UP TO 180°



Code

21FL180

UNDERGROUND SWING GATE AUTOMATION



FEATURES:

- Robust, sturdy & powerful
- Corrosion resistant & reliable in damp conditions
- Interchangeable supporting pin
- Automate large heavy gates up to 7m per leaf
- Suitable for high rates of traffic flow
- Easily maintained

TO SUIT GATES:

- 3.5m gate leaves weighing up to 1100kg
- 5.0m gate leaves weighing up to 800kg
- 7.0m gate leaves weighing up to 550kg

Note: We recommend the use of a 21Lock81 electric latch on the gate leaf, see page 315.

Kit Codes	3m	4m	5m	6m	7m
21FROGPLUSS5 21FROGPLUSP5					
21FROGPLUSS7 21FROGPLUSP7					



We would always advise you spec your jobs with safety edges. When you see this symbol it is imperative that at least one is used. See page 332.

INDUSTRIAL SWING GATES UP TO 5.5m PER LEAF

FROGPLUS-S5 KIT

For use with single gates



KIT INCLUDES:

- 1 x FROG-PM4 230V motor + encoder
- 1 x steel foundation case
- 1 x 230V control panel
- 1 x lever key release mechanism
- 1 x radio receiver
- 1 x tuned antenna
- 2 x remote controls
- 1 x pair safety photocells
- Full installation guide

Code
21FROGPLUSS5

FROGPLUS-P5 KIT

For use with double gates



KIT INCLUDES:

- 2 x FROG-PM4 230V motors + encoders
- 2 x steel foundation cases
- 1 x 230V control panel
- 2 x lever key release mechanism
- 1 x radio receiver
- 1 x tuned antenna
- 2 x remote controls
- 1 x pair safety photocells
- Full installation guide

Code
21FROGPLUSP5

INDUSTRIAL SWING GATES UP TO 7.0m PER LEAF

FROGPLUS-S7 KIT

For use with single gates



KIT INCLUDES:

- 1 x FROG-PM6 230V motor + encoder
- 1 x steel foundation case
- 1 x 230V control panel
- 1 x lever key release mechanism
- 1 x radio receiver
- 1 x tuned antenna
- 2 x remote controls
- 1 x pair safety photocells
- Full installation guide

Code
21FROGPLUSS7

FROGPLUS-P7 KIT

For use with double gates



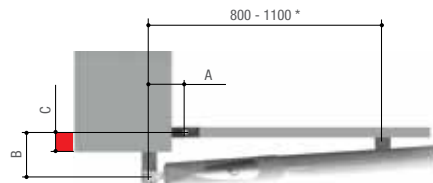
KIT INCLUDES:

- 2 x FROG-PM6 230V motors + encoders
- 2 x steel foundation cases
- 1 x 230V control panel
- 2 x lever key release mechanism
- 1 x radio receiver
- 1 x tuned antenna
- 2 x remote controls
- 1 x pair safety photocells
- Full installation guide

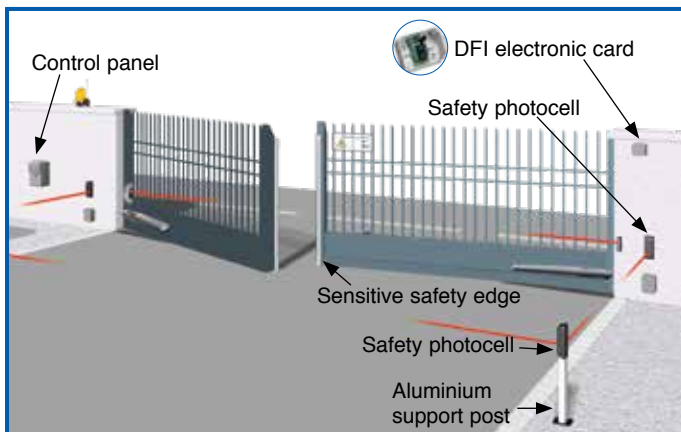
Code
21FROGPLUSP7

WORM DRIVE SWING GATE AUTOMATION

APPLICATION DIMENSIONS (mm):



3 and 4 metre kits			
LEAF OPENING (°)	A	B	C Max.
90	130	130	70
120	140	100	50
5 and 7 metre kits			
LEAF OPENING (°)	A	B	C Max.
90	200	220	150
120	220	220	100



AXO-3 KIT



KIT INCLUDES:

- 1 or 2 x AXO 230V motors
- 1 x 230V control panel
- 1 x radio receiver
- 1 x tuned antenna
- 2 x remote controls
- 1 x pair safety photocells
- Full installation guide

230V KIT FOR SWING GATES UP TO 3m PER LEAF

TO SUIT GATES:

- 2.0m gate leaves weighing up to 800kg
- 2.5m gate leaves weighing up to 600kg
- 3.0m gate leaves weighing up to 500kg

For use with Gates	Code
Single	21AXOS3
Double	21AXOP3

230V KIT FOR SWING GATES UP TO 4m PER LEAF

TO SUIT GATES:

- 2.0m gate leaves weighing up to 800kg
- 3.0m gate leaves weighing up to 500kg
- 4.0m gate leaves weighing up to 300kg*

AXO-4 KIT



KIT INCLUDES:

- 1 or 2 x AXO 230V motors
- 1 x 230V control panel
- 1 x radio receiver
- 1 x tuned antenna
- 2 x remote controls
- 1 x pair safety photocells
- Full installation guide

For use with Gates	Code
Single	21AXOS4
Double	21AXOP4

230V KIT FOR SWING GATES UP TO 7m PER LEAF

TO SUIT GATES:

- 2.0m gate leaves weighing up to 1000kg
- 4.0m gate leaves weighing up to 500kg*
- 7.0m gate leaves weighing up to 300kg*

AXO-7 KIT



KIT INCLUDES:

- 1 or 2 x AXO 230V motors
- 1 x 230V control panel
- 1 x radio receiver
- 1 x tuned antenna
- 2 x remote controls
- 1 x pair safety photocells
- Full installation guide

For use with Gates	Code
Single	21AXOS7
Double	21AXOP7

24V KIT FOR SWING GATES UP TO 3m PER LEAF

TO SUIT GATES:

- 3.0m gate leaves weighing up to 500kg

AXO-324 KIT



KIT INCLUDES:

- 1 or 2 x AXO 24V motors
- 1 x 24V control panel
- 1 x radio receiver
- 1 x tuned antenna
- 2 x remote controls
- 1 x pair safety photocells
- Full installation guide

For use with Gates	Code
Single	21AXOS324
Double	21AXOP324

24V KIT FOR SWING GATES UP TO 5m PER LEAF

TO SUIT GATES:

- 2.0m gate leaves weighing up to 1000kg
- 3.0m gate leaves weighing up to 700kg
- 5.0m gate leaves weighing up to 400kg*

AXO-524 KIT



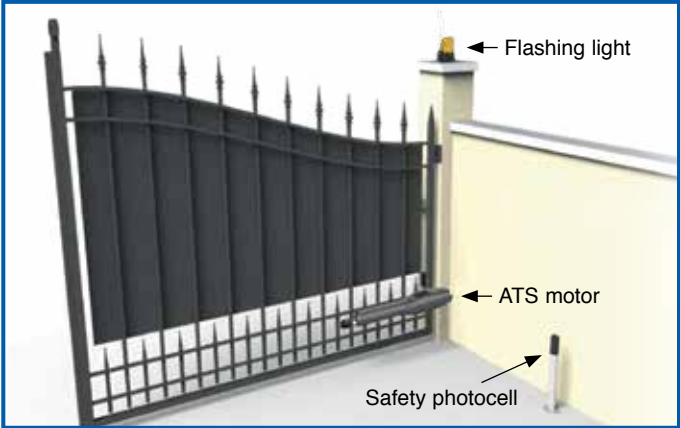
KIT INCLUDES:

- 1 or 2 x AXO 24V motors
- 1 x 24V control panel
- 1 x radio receiver
- 1 x tuned antenna
- 2 x remote controls
- 1 x pair safety photocells
- Full installation guide

For use with Gates	Code
Single	21AXOS524
Double	21AXOP524

*We recommend provisions be made for a 21Lock81 electric latch if the wing is wider than 4m, see page 320. Electric lock is mandatory for AXO-7 kits.

WORM DRIVE SWING GATE AUTOMATION



THE MOST VERSATILE WORM DRIVE MOTOR ON THE MARKET

ATS telescopic swing gate operator with increased C-Max capabilities where mounting posts are problematic.

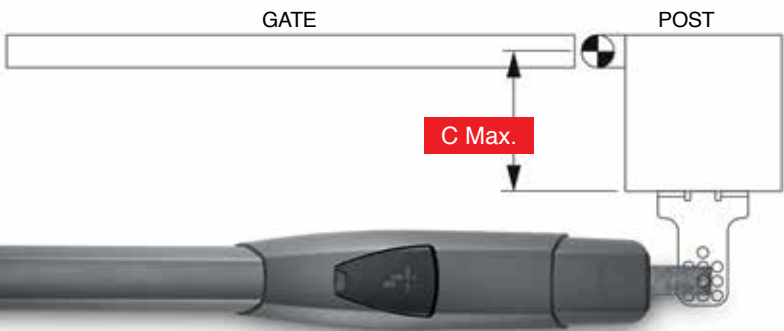
- Telescopic swing gate operator offering a **C-Max potential of 200mm**
- Robust aluminium cover designed for easy 'installer access' to mechanical components with simple manual release
- Versatile and reliable, with 230V AC and 24V DC version for intensive use
- 24V operators are supplied with a built-in encoder for perfect slowdown management and obstacle detection
- Easy setup and installation. 24V kits are fully compatible with CAME Key, allowing easy setup with any smartphone or tablet - no internet connection required
- Smooth, silent and precise movement thanks to the design of the bevel gear motor
- Ergonomically designed with an axial gearmotor to maintain efficiency in the size and shape to the operator

C-MAX UP TO 200mm

ALLOWING FOR INSTALLATION IN ANY SETTING, EVEN ON VERY DEEP POSTS

ATS is the universal solution, ideal for both residential settings and industrial installations.

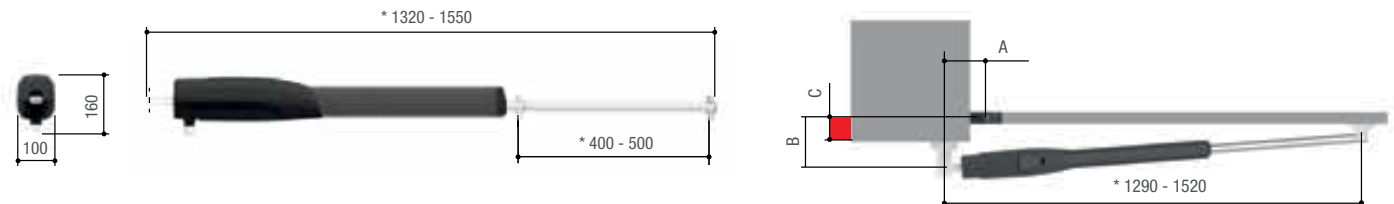
It is a very versatile operator and thanks to the telescopic extension it is able to adapt perfectly to the different "depths" of the posts utilising the **increased C-Max of 200mm**.



APPLICATION DIMENSIONS (mm):

KITS	3M KITS			5M KITS		
GATE LEAF OPENING (°)	A	B	C Max.	A	B	C Max.
90	150	230	150	200	270	200
120	180	130	50	200	140	70

DIMENSIONS (mm):





FEATURES:

- ATS is perfect for automating lightweight gates in residential settings
- Flexible solution for different types of installations thanks to the **C-max quote up to 200mm**
- One single motor for left/right installation

SUITABLE FOR THE FOLLOWING GATES:

- 3m gate leaves weighing up to 400kg
- 5m gate leaves weighing up to 400kg

TECHNOLOGY AND DESIGN:

ATS combines advanced performance with a refined design. Thanks to the axial transmission, the motor body does not protrude from the frame, for a slender and elegant shape. Furthermore, the bevel gear system allows smooth and silent movement.

ATS-S3 KIT

For use with gates up to 3m



KIT INCLUDES:

- 1 or 2 x ATS 230V motors
- 1 x 230V control panel
- 1 x radio receiver
- 1 x tuned antenna
- 2 x remote controls
- 1 x pair safety photocells
- Full installation guide

For use with Gates	Code
Single	21ATSS3
Double	21ATSP3

ATS-S5 KIT

For use with gates up to 5m



KIT INCLUDES:

- 1 or 2 x ATS 230V motors
- 1 x 230V control panel
- 1 x radio receiver
- 1 x tuned antenna
- 2 x remote controls
- 1 x pair safety photocells
- Full installation guide

For use with Gates	Code
Single	21ATSS5
Double	21ATSP5

ATS-S324 KIT

For use with gates up to 3m



KIT INCLUDES:

- 1 or 2 x ATS 24V motors
- 1 x 24V control panel
- 1 x radio receiver
- 1 x tuned antenna
- 2 x remote controls
- 1 x pair safety photocells
- Full installation guide

For use with Gates	Code
Single	21ATSS324
Double	21ATSP324

ATS-S524 KIT

For use with gates up to 5m



KIT INCLUDES:

- 1 or 2 x ATS 24V motors
- 1 x 24V control panel
- 1 x radio receiver
- 1 x tuned antenna
- 2 x remote controls
- 1 x pair safety photocells
- Full installation guide

For use with Gates	Code
Single	21ATSS524
Double	21ATSP524

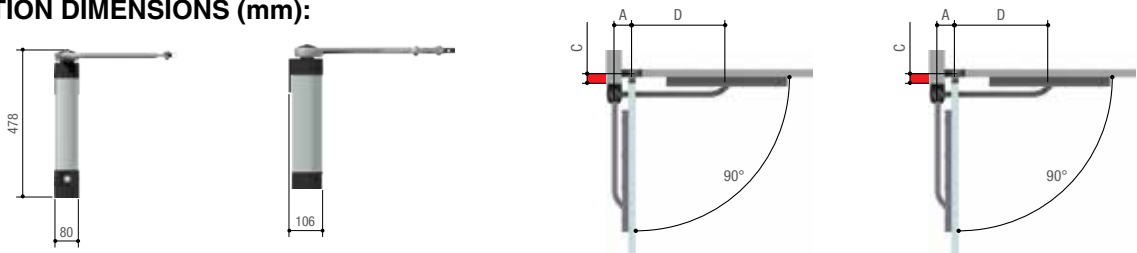
ARTICULATED ARM SWING GATE AUTOMATION



SUITABLE FOR THE FOLLOWING GATES:

- 0.8m gate leaves weighing up to 150kg
- 1.2m gate leaves weighing up to 125kg
- 1.8m gate leaves weighing up to 100kg

APPLICATION DIMENSIONS (mm):



ARTICULATED ARM		STYLO-BS	
LEAF OPENING (°)	A	D	C Max.
90	90	450	0
90	90	450	180
90	130	450	180
120	170	450	0

STRAIGHT ARM		STYLO-BD	
LEAF OPENING (°)	A	D	C Max.
90	90	400	200
90	230	300	180
135	230	300	0

ARTICULATED ARM KITS FOR USE WITH A WALL, FENCE OR LIGHTWEIGHT POST

STYLO SINGLE KITS



- KIT INCLUDES:**
- 1 x STYLO 24V motor + encoder
 - 1 x STYLO articulated or sliding arm
 - 1 x 24V control panel
 - 1 x radio receiver
 - 1 x tuned antenna
 - 2 x remote controls
 - 1 x pair safety photocells
 - Full installation guide

Description	Code
Articulated Arm	21STYLOAS24
Sliding Arm	21STYLOSS24

STYLO DOUBLE KITS



- KIT INCLUDES:**
- 2 x STYLO 24V motors + encoders
 - 2 x STYLO articulated or sliding arms
 - 1 x 24V control panel
 - 1 x radio receiver
 - 1 x tuned antenna
 - 2 x remote controls
 - 1 x pair safety photocells
 - Full installation guide

Description	Code
Articulated Arm	21STYLOAP24
Sliding Arm	21STYLOSP24

ACCESSORIES

LOCK81 ELECTRIC LATCH

Recommended for gates larger than 2.5m or situated in exposed, windy locations



Cylinders	Code
1	21LOCK81

LB90 EMERGENCY BACK UP CARD

For connecting 2 x 12V batteries



Code
21LB90

STYLO-BD

Straight drive arm and track with mechanical opening limit switch



Code
21STYLOBD

ARTICULATED ARM SWING GATE AUTOMATION



FEATURES:

- Automate gates hung from large brick or stone pillars
- Winding arm mechanism ensures fastest possible opening time
- Suitable for left or right mounting
- Encoder based electronics for easier EN compliance
- Manual release mechanism in the event of a power cut

SUITABLE FOR THE FOLLOWING GATES:

- 2.0m gate leaves weighing up to 800kg
- 2.5m gate leaves weighing up to 600kg
- 4.0m gate leaves weighing up to 400kg*

*We recommend provision be made for a 21LOCK81 electric latch, see page 328.

SIMPLIFIED INSTALLATION

The utter versatility and special characteristics of this operator make each phase of professional installation much easier, user-friendly and accurate, especially when retrofitting.

- One single four-conductor cable to manage the power supply and slow-downs
- Memorises transmitters with different codes (up to 250 users)
- The control panel features a feature programming display

FERNIE KIT

For use with gates up to 4m



KIT INCLUDES:

- 1 or 2 x FERNI 230V motors + encoders
- 1 x 230v control panel
- 1 x radio receiver
- 1 x tuned antenna
- 2 x remote controls
- 1 x pair safety photocells
- Full installation guide

To Suit Gate Leaf	Code
Single	21FERNIES
Double	21FERNIEP

ACCESSORIES

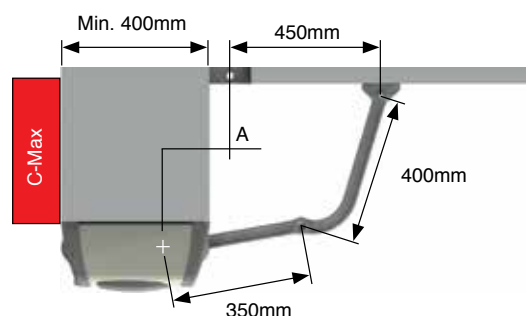
F1001 STRAIGHT TELESCOPIC ARM

When motor is mounted above the application. Max 2m each wing



Code
21F1001

DIMENSIONS (mm):



APPLICATION DIMENSIONS (mm):

GATE LEAF OPENING (°)	A	C Max.
90	110	300

FERNIE-24 KIT

For use with gates up to 4m



KIT INCLUDES:

- 1 or 2 x FERNI 24V motors + encoders
- 1 x 24v control panel
- 1 x radio receiver
- 1 x tuned antenna
- 2 x remote controls
- 1 x pair safety photocells
- Full installation guide

To Suit Gate Leaf	Code
Single	21FERNIES24
Double	21FERNIEP24

H3000 CORD OPERATED RELEASE MECHANISM WITH PROTECTIVE CASING



Code
21H3000

ARTICULATED ARM SWING GATE AUTOMATION



FEATURES:

- Automate gates hung from small or medium size brick or stone pillars
- Self diagnosing of safety devices - whether wireless or not
- Dedicated plug-in for managing the RIO wireless security accessories
- Encoder based electronics for easier EN compliance
- User friendly manual release mechanism in the event of a power cut

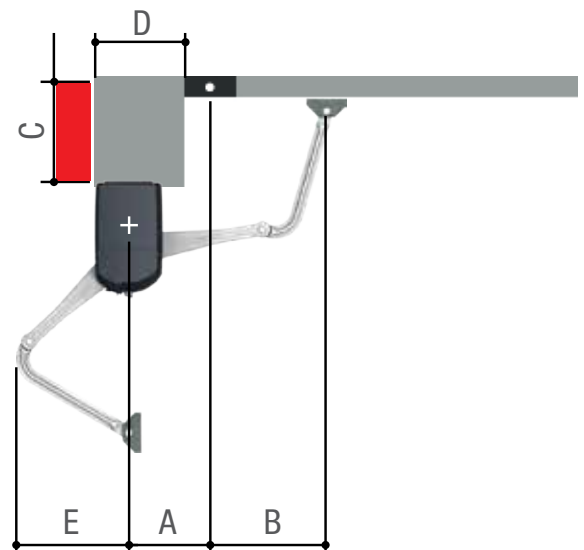
SUITABLE FOR THE FOLLOWING GATES:

- 2.0m gate leaves weighing up to 200kg

APPLICATION DIMENSIONS (mm):

GATE LEAF OPENING (°)	A	B	D	E	C Max
90	140 ~ 200	510	Min. 150	Max. 410	75 ~ 200
110	200 ~ 220	480	Min. 150	Max. 410	0 ~ 50

DIMENSIONS (mm):



FTX-S KIT

For use with single gates



KIT INCLUDES:

- 1 x FTX 24V motor
- 1 x 24V built-in control panel
- 1 x radio receiver
- 1 x tuned antenna
- 2 x remote controls
- 1 x pair safety photocells
- Full installation guide

Code
21FTXS

FTX-P KIT

For use with double gates



KIT INCLUDES:

- 2 x FTX 24V motors
- 1 x 24V built-in control panel
- 1 x radio receiver
- 1 x tuned antenna
- 2 x remote controls
- 1 x pair safety photocells
- Full installation guide

Code
21FTXP

ACCESSORIES

STYLO-BD

Straight drive arm and track with mechanical opening limit switch



Code
21STYLOBD

RLB EMERGENCY BACKUP CARD

For emergency operation and battery charging



Code
21RLB



FEATURES:

- 4 motors, all with encoder control
- Control board mounted at the top of the motor for ease of access following installation
- Possibility to install magnetic switches and heaters for the most critical climatic conditions
- Self-diagnosis of safety devices both wired and wireless
- Electronic circuit board, with separate terminal blocks and display, in order to facilitate easy installation
- Developed to connect with CAME Connect modules



CAME CONNECT allows you to remotely control all of the operators fitted to your system. Thanks to the internet, users and installers can now efficiently manage, 24/7, all of their automation and safety systems from any mobile device including smartphone, tablet or PC.



GATE AUTOMATION

BXV KIT Standard case



KIT INCLUDES:

- 1 x 24V motor with built-in control panel
- 1 x radio receiver
- 1 x tuned antenna
- 2 x remote controls
- 1 x pair safety photocells
- Full installation guide

For max. use with Gates	Code
14m and up to 400kg	21BXV400GSKIT
18m and up to 600kg	21BXV600GSKIT
20m and up to 800kg	21BXV800GSKIT
14m and up to 1000kg	21BXV1000GSKIT

BXV KIT Large case



KIT INCLUDES:

- 1 x 24V motor with built-in control panel
- 1 x radio receiver
- 1 x tuned antenna
- 2 x remote controls
- 1 x pair safety photocells
- Full installation guide

For max. use with Gates	Code
14m and up to 400kg	21BXV400GFKIT
18m and up to 600kg	21BXV600GFKIT
14m and up to 1000kg	21BXV1000GFKIT




For extra safety protection where required, why not consider the RIO wireless safety system, see page 330.
We would always advise you spec your jobs with safety edges.
When you see this symbol it is imperative that at least one is used. See page 332.



FOR OUR RANGE OF TELESCOPIC GATES SEE PAGE 298.

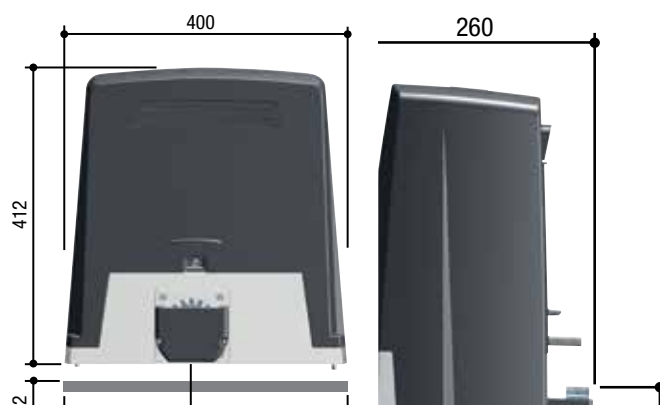
INDUSTRIAL SLIDING GATE AUTOMATION



FEATURES:

- 36V DV power for sliding gates up to 20m from 800kg up to 2500kg
- New adaptive torque – constant speed control and adaptive power to meet changing conditions
- Suitable for intensive use industrial applications
- Supersized cable entry points and multiple DIN rail mountings for ease of install
- New manual release mechanism
- CAME Connect ready straight out of the box

DIMENSIONS (mm):



For extra safety protection also consider the RIO wireless safety system, see page 330.



NEW BKV ADAPTIVE TORQUE

- BKV guarantees efficiency and low maintenance costs, thanks to the continuous torque adaptation.
- The ZN8 control panel manages, instant by instant, the motor speed, acceleration and deceleration phases, alongside the absorbed current.
- The adaptive torque system constantly evaluates gate weight and friction to detect obstacles and to keep the speed at the pre-set level.

Self-Calibration

All BKV motors have a self-calibration function built into the control board, which can be set up using the new full graphical display.

Sensitivity


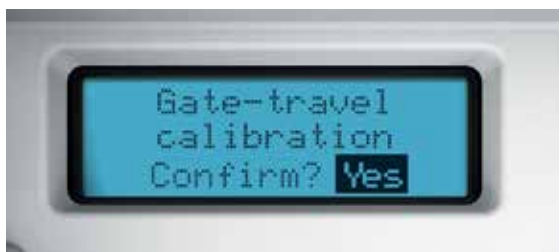
Once the system is calibrated, the installer sets the sensitivity by measuring the thrust of each manoeuvre during operation.

Perfect operation throughout the full year


The continuous torque adaptation allows the motor to always be updated to possible friction variations and to perform consistently in every application, during any weather conditions.

Obstacle differentiations

The Adaptive Torque Technology guarantees higher safety in the event of genuine obstacles. The motor can automatically differentiate between genuine obstacles and nuisance minor issues (dirt or small stones on the rail).



Scan to watch the BKV video



CAME CONNECT allows you to remotely control all of the operators fitted to your system. Thanks to the internet, users and installers can now efficiently manage, 24/7, all of their automation and safety systems from any mobile device including smartphone, tablet or PC.



INDUSTRIAL SLIDING GATE AUTOMATION

NEW MANUAL RELEASE SYSTEM

Safety is our number one priority, which is why BKV has been designed and developed to eliminate accidents with a NEW direct drive robust manual release system.

The key protected system allows you to isolate the power via a quick release lever which will instantly disengage the motor in the case of an emergency.



Key protected manual release system

To disengage the motor, insert the key into the lock.



The power is automatically isolated

Unlocking the release door will automatically isolate the power.



Ready for releasing

With the power safely isolated the manual release is safe to proceed.



Directly disengage the motor

Opening the door will directly disengage the motor, allowing the gate to be manually operated.



CAME KEY

BKV has been designed with a dedicated slot for the new CAME KEY making installation and configuration easier and faster than ever before.

CAME KEY is a local WiFi interface that can communicate directly with your smartphone or tablet, allowing you to manage the configuration of your BKV with no need for an internet connection.

COMPLETE KITS

BKV KIT

36V kit for sliding gates up to 20m



1500kg
2000kg



2500kg

KIT INCLUDES:


- 1 x BKV 36V DC motor
- 1 x plug-in radio-frequency control card
- 2 x remote controls

- 1 x tuned antenna
- 1 x pair safety photocells
- Full installation guide

Maximum gate weight kg	Code
1500	21BKV1500PKIT
2000	21BKV2000PKIT
2500	21BKV2500PKIT

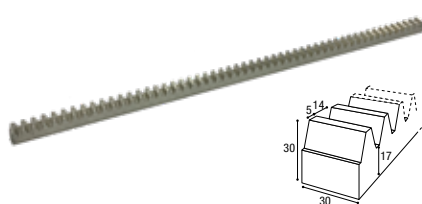
ACCESSORIES

MOD.4 TOOTHED GATE RACK



Length m	Code
1	21CGZ

MOD.6 TOOTHED GATE RACK



Length m	Code
1	21CGZ6

CAME KEY

Point to point local WiFi gateway



Code
21806SA0110

BY3500T



SLIDING GATE AUTOMATION



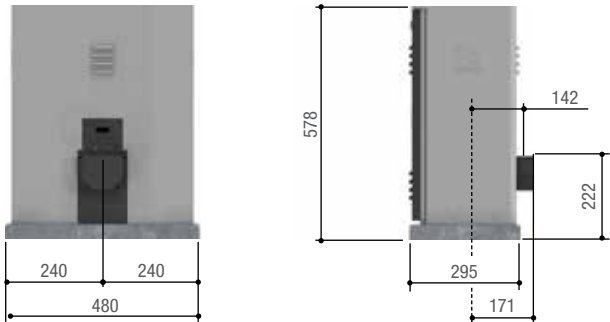
FEATURES:

- 230 - 400V AC 3-phase motor for powerful surge rates required to get heavy gates moving
- Suitable for intensive use industrial applications
- Sturdy mechanics & exceptional reliability
- Features self-diagnosing safety devices & adjustable mechanical end-stops
- Can also control auxiliary entrance lighting



We would always advise you spec your jobs with safety edges. When you see this symbol it is imperative that at least one is used. Exact requirement will be determined by your risk assessment. See page 332.

DIMENSIONS (mm):



For extra safety protection also consider the DXR safety system, see page 329.



TO SUIT GATES:

- 23.0m sliding gates weighing up to 3500kg

BY3500T KIT



ACCESSORIES



KIT INCLUDES:

- 1 x BY-3500T 3-phase motor with built-in control panel
- 1 x radio receiver
- 1 x tuned antenna
- 2 x remote controls
- 1 x pair safety photocells
- Full installation guide

MOD.6 TOOTHED GATE RACK



Code
21BY3500TKIT

Length m	Code
1	21CGZ6



ACTIVATION ACCESSORIES

REMOTE CONTROLS AND ANTENNAS

TOP

Rolling code transmitter, over 4 million combinations



Channels	Code
2	21806TS0112
4	21806TS0122
4	218K06TS001*

*Supplied as a pack of 6.

TOP

Fixed code, multi-user transmitter



Channels	Code
2	21806TS0092
4	21806TS0102
4	218K06TS002*

*Supplied as a pack of 6.

TOP

Fixed code transmitter



Channels	Code
2	21TOP432EE
4	21TOP434EE

TWIN-2/4

Transmitter with key code function



Channels	Code
2	21TWIN2
4	21TWIN4

PLUG-IN RADIO CARD

433.92 Mhz



Code
21AF43S

3V D.C BATTERIES

Pack of 2



Code
21P3V

TOP-A433N ANTENNA



Code
21TA433N

DVK

Cable protection sleeve



Code
05DVK

SMA

Induction loop control board



Channels	Code
1	21SMA
2	21SMA2

INDCABLE

Induction loop cable



Length m	Code
50	21iNDCABLE

ACTIVATION ACCESSORIES



KEYPADS AND ACCESSORIES

DOCP-VRF

Flush mounted vandal resistant push button



Code
21DOCPVRF

DOCP-VRS

Surface mounted vandal resistant push button



Code
21DOCPVRS

DOCP-VRFi

Illuminated flush mounted vandal resistant push button



Code
21DOCPVRFi

DOCP-VRSi

Illuminated surface mounted vandal resistant push button



Code
21DOCPVRSi

SELT

Surface mounted digital keypad including control card



Code
21SELTS

SELT

Flush mounted digital keypad including control card



Code
21SELTF

SELR1

Surface mounted bluetooth digital switch*



Users	Code
15	21806SL0210
50	21806SL0240
250	21806SL0250

SEL KEY

Keyswitch



Description	Code
Surface Mounted	21806SL0050
Flush Mounted	21806SL0060

*Smartphone not included - shown for illustrative purposes only.

LOCK 81/82

Electric latch with cylinders



Cylinders	Code
1	21LOCK81
2	21LOCK82

CONTROL CARD

For use with all keypads



Code
21806SL0230

EM10010EM

Surface mounted magnetic lock



Code
21EM10010EM

EM500ZLW & EM100SEM

Brackets for magnetic lock



Bracket	Code
L & Z	21EM500ZLW
L	21EM100SEM

DELTA PHOTOCELLS

SAFETY INFRARED BEAM PHOTOCELLS



Mounted	Range m	Code
Flush	20	21DELTAi
Surface	20	21DELTAe

SYNCHRONISED INFRARED BEAM PHOTOCELLS



Mounted	Range m	Code
Flush	20	21DELTASi
Surface	20	21DELTASE

STEEL SUPPORT BRACKET For DELTA photocells & SET E control panels



Code
21DOCR

DIR SAFETY PHOTOCELLS

SURFACE MOUNTING MODULE Synchronised infrared beam



Range m	Code
10	21DiR10
20	21DiR20
30	21DiR30

DXR SAFETY PHOTOCELLS

SYNCHRONISED ROTATING PHOTOCELLS 12-24V AC, DC



Code
21806TF0030

SYNCHRONISED ROTATING PHOTOCELLS Aluminium anti-vandal alloy covers



Code
21806TF0040

SYNCHRONISED ROTATING PHOTOCELLS 12-24V AC, DC with 3V battery



Code
21806TF0060

Master DXR is wired. Slave DXR is battery operated.

KAIRO-N LED flashing light



Voltage	Code
230	21KLED
24	21KLED24

PLASTIC MANUAL RELEASE KEY




Code
21119RiY077S

**FOR OUR RANGE OF
SUPPORT COLUMNS
SEE PAGE 331.**

WIRELESS SAFETY ACCESSORIES



RIO WIRELESS ACCESSORIES



FEATURES:

- Quicker fitting times compared to traditional installations
- No digging or masonry work required
- No cables to lay
- Elegant, low-key design
- Compatible with any control panel
- Total safety in compliance with European standards
- Immediately brings your systems up to code, even if they are non compliant
- Reduced consumption
- Malfunction and low-battery alerts

GATE
AUTOMATION

RIO CONTROL

Radio control device, with a 30m range, to manage up to 3 RIO series accessories



Code
21806SS0050

RADIO CONTROL PLUG-IN MODULE

For managing wireless accessories. Plugs directly into the motor



Code
21806SS0040

RIO LUX

Wireless battery powered flashing light



Code
21806SS0030

RIO PHOTOCELL

Pair of wireless battery powered photocells. They can transmit & receive to and from RIO control



Code
21806SS0010

RIO EDGE

Wireless module for controlling a resistive safety edge



Code
21806SS0020

COMPLETE KITS

RIOEDGECTL1 KIT

External control system



KIT INCLUDES:

- 1 x external radio-control module for managing wireless accessories
- 1 x wireless module for controlling resistive sensitive safety-edges

Code
21RIOEDGECTL1

RIOEDGECTL2 KIT

External control system



KIT INCLUDES:

- 1 x external radio-control module for managing wireless accessories
- 2 x wireless modules for controlling resistive sensitive safety-edges

Code
21RIOEDGECTL2

FOR OUR RANGE OF GATE HARDWARE SEE PAGE 230.

SUPPORT COLUMNS

FOR PHOTOCELLS, KEY SWITCHES & DIGITAL KEYPADS

COLUMN

For DIR photocells



Finish	Height m	Code
Black Enamel	0.5	21DiRLN
Silver PVC RAL 9006	0.5	21DiRCG

EXTENSION

For adding extra DIR photocells



Finish	Height m	Code
Silver PVC RAL 9006	0.5	21DiRCGP

COLUMN

For DELTA I & SI photocells



Finish	Height m	Code
Black Enamel	0.5	21DOCLN
Aluminium	0.5	21DOCL

COLUMN

For RIO photocells



Finish	Height m	Code
Black Enamel	0.5	21DBLN
Silver PVC RAL 9006	0.5	21DBCg

COLUMN

For keyswitch or digital keypad



Finish	Height m	Code
Aluminium	1.0	21CSS
Black Enamel	1.0	21CSSN

ENTRY LEVEL BASIC

Basic safety edge monitoring relay



Code
21ELBA

ESGATE 2

Premium Cat 2 controller



Code
21ESG224

ESGATE 3

Premium Cat 3 controller



Code
21ESG324

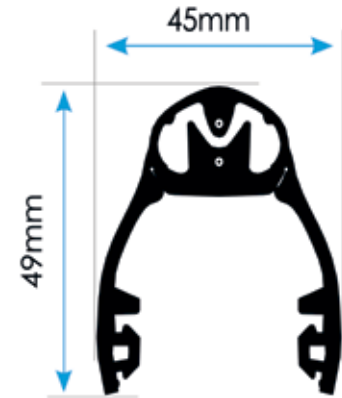
RESISTIVE SAFETY EDGES



SELF-ASSEMBLY RESISTIVE SAFETY EDGE KITS

EXP-49

49mm profile safety edge kits



KIT INCLUDES:

- Contact profile
- Aluminium mounting rail
- End caps
- Connection cables
- 1 x 8K2 Ohm resistor
- 2 x 5m cables



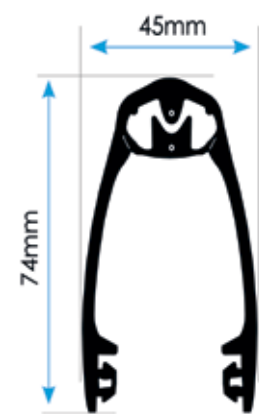
Cut down on-site to the exact size you need.



Maximum Length m	Code
1.5	21EXP4915
2.0	21EXP4920
2.5	21EXP4925

EXP-74

74mm profile safety edge kits



KIT INCLUDES:

- Contact profile
- Aluminium mounting rail
- End caps
- Connection cables
- 1 x 8K2 Ohm resistor
- 2 x 5m cables



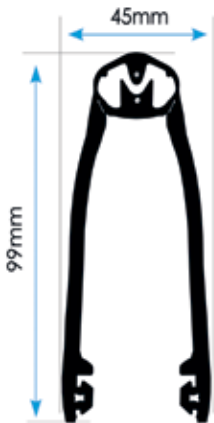
Cut down on-site to the exact size you need.



Maximum Length m	Code
1.5	21EXP7415
2.0	21EXP7420
2.5	21EXP7425

EXP-99

99mm profile safety edge kits



KIT INCLUDES:

- Contact profile
- Aluminium mounting rail
- End caps
- Connection cables
- 1 x 8K2 Ohm resistor
- 2 x 5m cables



Cut down on-site to the exact size you need.



Maximum Length m	Code
1.5	21EXP9915
2.0	21EXP9920
2.5	21EXP9925



Non-reversing gear motor with decoder for swing gates with leaves up to 2.2m long. Aluminium and ABS cover, worm screw based reduction system, crown and conical torque. This gear motor is designed to power swing gates in apartment blocks and homes.

KIT INCLUDES:

- 2 x worm drive motors
- 1 x flashing light
- 1 x pair safety beams
- 2 x remote controls
- 1 x control panel
- Full installation guide

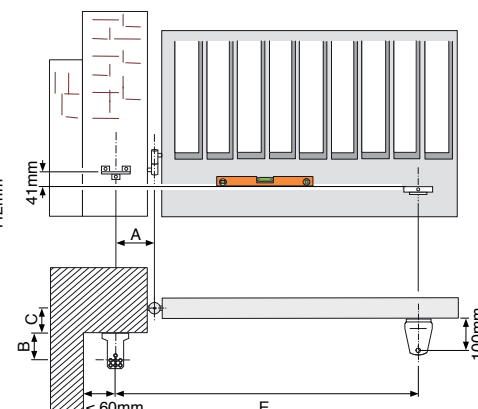
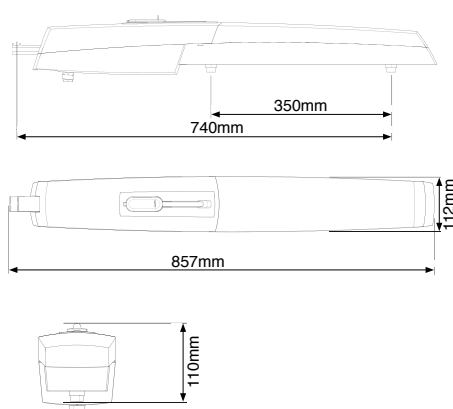
TECHNICAL FEATURES:

- Protection rating (IP): 44
- Control panel power supply (V - 50/60 Hz): 230 AC
- Power supply motor (V): 24 DC
- Max. draw (A): 5
- Max. power (W): 120
- Duty cycle (%): 50

- Opening time at 90° (s): 19
- Operating temperature: - 20 to + 55°C
- Insulation class: 3
- Reduction ratio (i): 1/36
- Thrust (N): 400 - 2000
- Weight (kg): 6.1*

*The weight of the motor includes the brackets. The motor alone weighs 4.6kg.

GATE AUTOMATION



Code
21UOPP6000

APPLICATION SIZE

OPENING °	(A) mm	(B) mm	(C) mm	(E) mm
90	130	110 - 170	0 - 60	740
115	150	110 - 160	0 - 50	740

LIMITS TO USE

Max. Gate Leaf Length m	Max. Gate Leaf Weight kg
1.0	250
1.7	225
2.2	200

ACCESSORIES

SAFETY BEAMS

Sold in pairs



Code
21DNF10

FLASHING LIGHT



Code
21LP24

REMOTE CONTROL



Code
21ATPD4

THIS EQUIPMENT NEEDS TO BE INSTALLED IN ACCORDANCE WITH EN12453, & IN COMPLIANCE WITH MACHINERY DIRECTIVE 2006/42/EC.

ARTICULATED ARM SWING GATE AUTOMATION



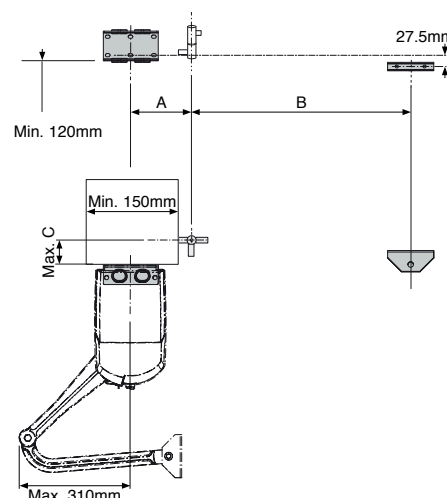
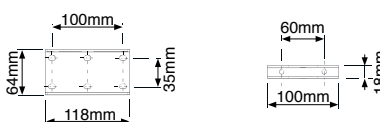
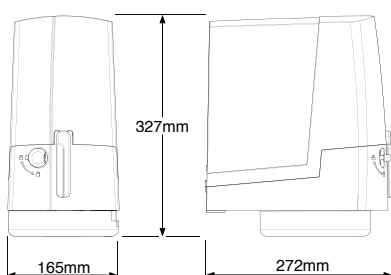
Operator complete with control board, movement control and obstruction detecting device plus mechanical end stops for swing gates with leaves up to 2m. This operator is designed to power swing gates for residential and apartment block use.

KIT INCLUDES:

- 2 x articulated arm motors
- 1 x flashing light
- 1 x pair safety beams
- 2 x remote controls
- 1 x frequency card
- Full installation guide

TECHNICAL FEATURES:

- Protection rating (IP): 44
- Power supply (V - 50/60 Hz): 230 AC
- Power supply motor (V): 24 DC
- Max. draw (A): 4
- Max. power (W): 140
- Stand-by consumption (W): 7
- Consumption with GP1 (W): 1.15
- Duty cycle (%): 50
- Operating temperature: - 20 to + 55°C
- Insulation class: i
- Opening time at 90° (s): 19 - 25
- Reduction ratio (i): 1/1680
- Thrust (N): 150
- Weight (kg): 10.5



APPLICATION SIZE

OPENING °	(A) mm	(B) mm	(C) - Max mm
90	140	420	150
90	160 : 180	380	150
110	200 : 220	400	50

LIMITS TO USE

Max. Gate Leaf Length m	Max. Gate Leaf Weight kg
1.0	250
1.7	225
2.2	200

ACCESSORIES

SAFETY BEAMS

Sold in pairs



Code
21DNF10

FLASHING LIGHT



Code
21LP24

REMOTE CONTROL



Code
21ATPD4

**THIS EQUIPMENT
NEEDS TO BE
INSTALLED IN
ACCORDANCE
WITH EN12453, &
IN COMPLIANCE
WITH MACHINERY
DIRECTIVE
2006/42/EC.**



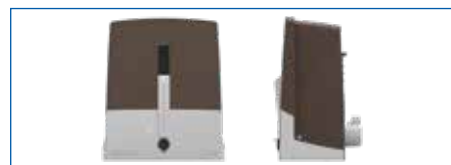
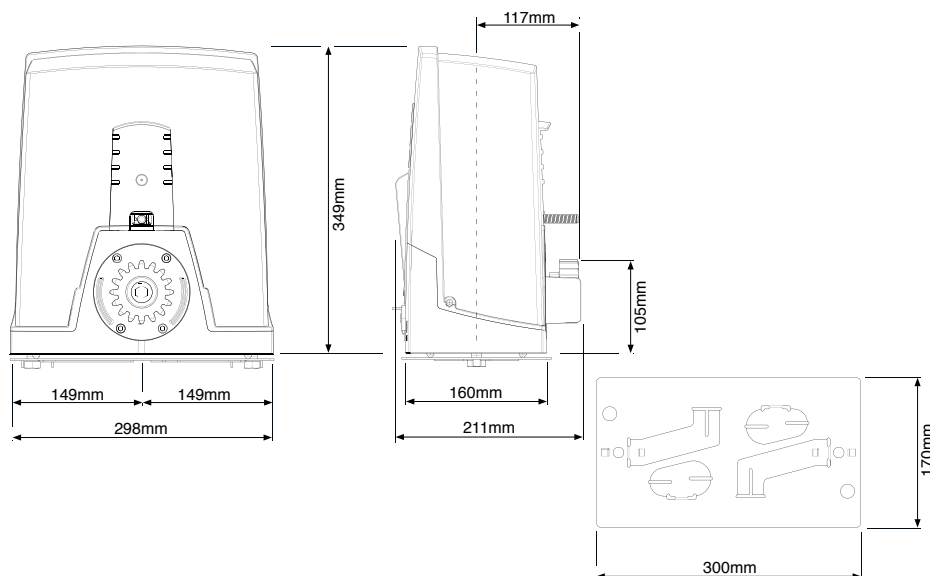

Operator complete with electronic movement control and obstruction detecting device, plus mechanical end stops for sliding gates of up to 400kg and 10m in length. This operator is designed to power sliding gates in residential and apartment block settings.

KIT INCLUDES:

- 1 x sliding motor
- 1 x flashing light
- 1 x pair safety beams
- 2 x remote controls
- 1 x frequency card
- Full installation guide

TECHNICAL FEATURES:

- Protection rating (IP): 44
- Power supply (V - 50/60 Hz): 230 AC
- Power supply motor (V): 24 DC
- Max. draw (A): 7
- Max. power (W): 150
- Standby consumption (W): 7.4
- Consumption with Green Power (W): 1.2
- Duty cycle (%): 50
- Operating temperature: - 20 to + 55°C
- Insulation class: i



LIMITS TO USE

Code	Max. Gate Leaf Length m	Max. Gate Leaf Weight kg
21UOPS2000	10	400

ACCESSORIES

SAFETY BEAMS

Sold in pairs



Code
21DNF10

FLASHING LIGHT



Code
21LP24

REMOTE CONTROL



Code
21ATPD4

**THIS EQUIPMENT
NEEDS TO BE
INSTALLED IN
ACCORDANCE
WITH EN12453, &
IN COMPLIANCE
WITH MACHINERY
DIRECTIVE
2006/42/EC.**

GSM INTERCOM SYSTEMS



MTM GSM AUDIO INTERCOMS



The new MTM GSM range from BPT is a telephone based door entry solution. Using GSM mobile or landline technology, this system is designed for applications where a hard wired door entry system cannot be installed. The MTM GSM entry panel range is simple, yet versatile and suitable for all, from small residential systems to large developments. Bespoke units with endless combinations can also be produced to suit every requirement.

MTM GSM KITS INCLUDE:

- 1 x modular entry panel
- 1 x PSU
- 1 x control unit
- 1 x antenna

GATE
AUTOMATION

1 GATEWAY TO 1 HOUSE
SURFACE MOUNTED
INTERCOM KIT



Code
21MTMSGSM1

1 GATEWAY TO 2 HOUSES
SURFACE MOUNTED
INTERCOM KIT



Code
21MTMSGSM2D

1 GATEWAY TO 1 HOUSE
SURFACE MOUNTED
INTERCOM KIT
With combined keypad



Code
21MTMSKGSMS1

1 GATEWAY TO 2 HOUSES
SURFACE MOUNTED
INTERCOM KIT
With combined keypad



Code
21MTMSKGSMS2D

1 GATEWAY TO 1 HOUSE
FLUSH MOUNTED
INTERCOM KIT



Code
21MTMFGSM1

1 GATEWAY TO 2 HOUSES
FLUSH MOUNTED
INTERCOM KIT



Code
21MTMFGSM2D

1 GATEWAY TO 1 HOUSE
FLUSH MOUNTED
INTERCOM KIT
With combined keypad



Code
21MTMFKGSMS1

1 GATEWAY TO 2 HOUSES
FLUSH MOUNTED
INTERCOM KIT
With combined keypad



Code
21MTMFKGSMS2D

SEE OUR PREMIUM VIDEO INTERCOMS FROM PAGE 341.



The new MTM GSM vandal resistant range from BPT has all the functions of the standard version. The profile and front facias are made entirely of Zamac composite and include crush resistant buttons and security screws. Offering the best in durability the MTM GSM VR range can resist up to IK09 level shocks and has an IP54 protection rating.

MTM GSM KITS INCLUDE:

- 1 x modular entry panel
- 1 x PSU
- 1 x control unit
- 1 x antenna

1 GATEWAY TO 1 HOUSE SURFACE MOUNTED INTERCOM KIT



Code

21MTMSVRGSM1

1 GATEWAY TO 2 HOUSES SURFACE MOUNTED INTERCOM KIT



Code

21MTMSVRGSM2D

1 GATEWAY TO 1 HOUSE SURFACE MOUNTED INTERCOM KIT With combined keypad



Code

21MTMSVRKGSM1

1 GATEWAY TO 2 HOUSES SURFACE MOUNTED INTERCOM KIT With combined keypad



Code

21MTMSVRKGSM2D

1 GATEWAY TO 1 HOUSE FLUSH MOUNTED INTERCOM KIT



Code

21MTMFVRGSM1

1 GATEWAY TO 2 HOUSES FLUSH MOUNTED INTERCOM KIT



Code

21MTMFVRGSM2D

1 GATEWAY TO 1 HOUSE FLUSH MOUNTED INTERCOM KIT With combined keypad



Code

21MTMFVRKGSM1

1 GATEWAY TO 2 HOUSES FLUSH MOUNTED INTERCOM KIT With combined keypad



Code

21MTMFVRKGSM2D

FOR OUR RANGE OF VIDEO INTERCOMS SEE PAGE 340.

INTERCOM SYSTEMS



VIDEX GSM & VIDEX AUDIO INTERCOMS



GSM intercoms utilise sim-card technology to speak to visitors before opening the gates.

VIDEX GSM AUDIO INTERCOMS

GATEWAY TO HOUSE INTERCOM KIT



Type	Code
To 1 house	21Vi4GSM121
To 2 houses	21Vi4GSM122

GATEWAY TO HOUSE INTERCOM KIT With combined keypad



Type	Code
To 1 house	21Vi4GSM121K
To 2 houses	21Vi4GSM122K

VANDAL RESISTANT GSM PLUS+ INTERCOMS

GATEWAY TO 1 HOUSE INTERCOM KIT Including vandal resistant GSM Plus+ panel



Panel Colour	Code
Grey	21VRGSM1
Black	21BLGSM1

H 175mm x W 100mm x D 40mm

GATEWAY TO 1 HOUSE INTERCOM KIT Including vandal resistant GSM Plus+ panel with keypad



Panel Colour	Code
Grey	21VRKGSM1
Black	21BLKGSM1

H 225mm x W 100mm x D 45mm

VIDEX AUDIO INTERCOMS

GATEWAY TO HOUSE INTERCOM KIT



Type	Code
To 1 house	21Vi4AUD121
To 2 houses	21Vi4AUD122

Supplied with phone code
21Vi3102A/G

GATEWAY TO HOUSE INTERCOM KIT With combined keypad



Type	Code
To 1 house	21Vi4AUD121K
To 2 houses	21Vi4AUD122K

Supplied with phone code
21Vi3102A/G

VIDEX VIDEO INTERCOMS

GATEWAY TO HOUSE INTERCOM KIT



Type	Code
To 1 house	21Vi4VID121C
To 2 houses	21Vi4VID122C

GATEWAY TO HOUSE INTERCOM KIT With combined keyboard



Type	Code
To 1 house	21Vi4VID121KC
To 2 houses	21Vi4VID122KC

ADDITIONAL PHONE For Videx Intercoms



Code
21Vi3102A/G





MTM TO AGATA STANDARD

Audio entry panel to Agata audio handset



KIT INCLUDES:

- Audio lite module for X1 System
- Front piece for audio lite module with one button
- Frame with one-module profile
- Surface frame with rain shield (surface mount kit only)
- Flush mount box (flush mount kit only)
- Audio entry power supply and control module
- Agata standard handset receiver

Description	Code
Surface Mounted	21MTMSAG1
Flush Mounted	21MTMFAG1

MTM TO AGATA STANDARD

Audio entry panel with keypad to Agata audio handset



KIT INCLUDES:

- Audio lite module for X1 System
- Front piece for audio lite module with one button
- Keypad module for access control
- Front piece for access control keypad module
- Frame with two-module profiles
- Surface frame with rain shield (surface mount kit only)
- Flush mount box (flush mount kit only)
- Audio entry power supply and control module
- Agata standard handset receiver

Description	Code
Surface Mounted	21MTMSKAG1
Flush Mounted	21MTMFKAG1

MTM TO AGATA STANDARD

Audio entry panel to Agata audio handset



KIT INCLUDES:

- Audio lite module for X1 System
- Front piece for audio lite module with one VR button
- Frame with one-module profile
- Surface frame with rain shield (surface mount kit only)
- Flush mount box (flush mount kit only)
- Audio entry power supply and control module
- Agata standard handset receiver

Description	Code
Surface Mounted	21MTMSVRAG1
Flush Mounted	21MTMFVRAG1

MTM TO AGATA STANDARD

Audio entry panel with keypad to Agata audio handset



KIT INCLUDES:

- Audio lite module for X1 System
- Front piece for audio lite module with one VR button
- Keypad module for access control
- Front piece for access control keypad module
- Frame with two-module profiles
- Surface frame with rain shield (surface mount kit only)
- Flush mount box (flush mount kit only)
- Audio entry power supply and control module
- Agata standard handset receiver

Description	Code
Surface Mounted	21MTMSVRKAG1
Flush Mounted	21MTMFVRKAG1

ACCESSORIES

AGATA C200

Additional audio intercom handset



Handset intercom, 1 programmable AUX key - white. Surface mounted entry phone featuring 2 main keys that enable door opening and 1 programmable auxiliary command.

Code
21AGATAC200UK

AGATA VC

Additional video intercom handset



Handset video intercom, 3.5" LCD display, 2 programmable AUX keys - white. Surface mounted monitor with 3.5" colour LCD display. The adjust/exclude ringtone, colour saturation and brightness adjustment keys and the 2 auxiliary keys are on the left.


Code
21AGATAVC

VIDEO HARD-WIRED INTERCOMS



AUDIO & VIDEO INTERCOMS

DIMENSIONS (mm):



MTM has an extremely wide range of modular configurations in its range. It is equipped with modules that work on 5 different systems that allow many functions to be performed. The simplicity of the design makes the outdoor unit attractive on all surfaces and functional at the same time in everyday use. The satin aluminium finishes guarantee brightness and durability,

Sturdy and elegant materials are the strong points of the MTM VR series, the modular entry panel that stands out. It uses the same electronic modules and easy to fit functionality as the standard MTM, however, it uses an IK09 rated vandal resistant Zamac composite with crush proof buttons and anti-tamper screws.

The MTM kits shown here are configured for 1 or 2 modules. Please contact us for bespoke configurations of up to 4 modules.

MTM TO AGATA STANDARD

Video entry panel to Agata video handset



KIT INCLUDES:

- Audio-video module for X1 System
- Front piece for audio-video module with one button
- Frame with one-module profile
- Surface frame with rain shield (surface mount kit only)
- Flush mount box (flush mount kit only)
- X1 control module and power supply
- Video receiver with handset 3.5" colour LCD display
- Door relay 8 to 24V AC or DC

MTM TO AGATA STANDARD

Video entry panel with keypad to Agata video handset



KIT INCLUDES:

- Audio-video module for X1 System
- Front piece for audio-video module with one button
- Keypad module for access control
- Front piece for access control keypad module
- Frame with two-module profiles
- Surface frame with rain shield (surface mount kit only)
- Flush mount box (flush mount kit only)
- X1 control module and power supply
- Video receiver with handset 3.5" colour LCD display
- Door relay 8 to 24V AC or DC

Description	Code
Surface Mounted	21MTMSAGCV1
Flush Mounted	21MTMFAGCV1

Description	Code
Surface Mounted	21MTMSKAGCV1
Flush Mounted	21MTMFKAGCV1

MTM TO AGATA VANDAL RESISTANT

Video entry panel to Agata video handset



KIT INCLUDES:

- Audio-video module for X1 System
- Front piece for audio-video module with one VR button
- Frame with one-module profile
- Surface frame with rain shield (surface mount kit only)
- Flush mount box (flush mount kit only)
- X1 control module and power supply
- Video receiver with handset 3.5" colour LCD display
- Door relay 8 to 24V AC or DC

MTM TO AGATA VANDAL RESISTANT

Video entry panel with keypad to Agata video handset



KIT INCLUDES:

- Audio-video module for X1 System
- Front piece for audio-video module with one VR button
- Keypad module for access control
- Front piece for access control keypad module
- Frame with two-module profiles
- Surface frame with rain shield (surface mount kit only)
- Flush mount box (flush mount kit only)
- X1 control module and power supply
- Video receiver with handset 3.5" colour LCD display
- Door relay 8 to 24V AC or DC

Description	Code
Surface Mounted	21MTMSVRAGCV1
Flush Mounted	21MTMFVRAGCV1

Description	Code
Surface Mounted	21MTMSVRKAGCV1
Flush Mounted	21MTMFKVRKAGCV1

KITS ARE AVAILABLE IN 2 BUTTON / 2 SCREEN VERSIONS ON REQUEST.

PREMIUM VIDEO INTERCOMS

1 BUTTON VIDEO KITS WITH WIFI VIDEO CALLING



MTM TO XTS STANDARD
Video entry panel to XTS monitor

MTM TO XTS STANDARD
Video entry panel with keypad to XTS monitor



GATE
AUTOMATION

Hard wired
connection

Hard wired
connection

KIT INCLUDES:

- 1 x audio-video module for X1 System
- 1 x front piece for video module with one button
- 1 x frame with one-module profile
- 2 x power supplies
- 1 x black or white hands-free video monitor 7" touch screen display
- Surface frame with rain shield (surface mount kit only)
- Flush mount box (flush mount kit only)
- Full installation guide

KIT INCLUDES:

- 1 x audio-video module for X1 System
- 1 x front piece for video module with one button
- Keypad module for access control
- Front piece for access-control keypad module
- 1 x frame with one-module profile
- 2 x power supplies
- Surface frame with rain shield (surface mount kit only)
- Flush mount box (flush mount kit only)
- 1 x black or white hands-free video monitor 7" touch screen display
- Full installation guide

Description	Monitor Colour	Code
Surface Mounted	Black	21MTMS7XB1
Flush Mounted	Black	21MTMF7XB1
Surface Mounted	White	21MTMS7XW1
Flush Mounted	White	21MTMF7XW1

Description	Monitor Colour	Code
Surface Mounted	Black	21MTMSK7XB1
Flush Mounted	Black	21MTMFK7XB1
Surface Mounted	White	21MTMSK7XW1
Flush Mounted	White	21MTMFK7XW1

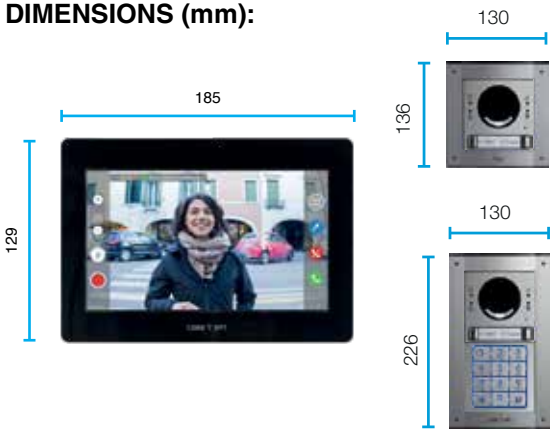
KITS ARE AVAILABLE IN 2 BUTTON / 2 MONITOR VERSIONS ON REQUEST.

PREMIUM VIDEO INTERCOM SYSTEMS



1 BUTTON VIDEO KITS WITH WIFI VIDEO CALLING

DIMENSIONS (mm):



- Half-duplex audio speakerphone
- 7" TFT full touch screen with optical bonding anti-glare technology for enhanced readability in brightly lit settings
- On-board WiFi for remotely controlling calls
- Up to 4 connectable mobile devices per system
- Configurable quick controls (default main entrance door-opener)
- List of AUX commands for activating auxiliary functions
- 'Panic' function for emergency calls to the porter (if present on the system)
- Silent mode - exclude ringtone (the alert LED lights up when silenced)
- Self-inserting video of entry panels with cyclic selection
- Unlimited intercom calls to other receivers and mobile devices
- Contacts list and favourites list
- Video answering service
- On-board web server for configuring and managing via the browser

MTM TO XTS VANDAL RESISTANT VR video entry panel to XTS monitor



Hard wired connection

MTM TO XTS VANDAL RESISTANT VR video entry panel with keypad to XTS monitor



Hard wired connection

KIT INCLUDES:

- 1 x audio-video module for X1 System
- 1 x front piece for video module with one VR button
- 1 x frame with one-module profile
- 2 x power supplies
- 1 x black or white hands-free video monitor 7" touch screen display
- Surface frame with rain shield (surface mount kit only)
- Flush mount box (flush mount kit only)
- Full installation guide

Description	Monitor Colour	Code
Surface Mounted	Black	21MTMSVR7XB1
Flush Mounted	Black	21MTMFVR7XB1
Surface Mounted	White	21MTMSVR7XW1
Flush Mounted	White	21MTMFVR7XW1

KIT INCLUDES:

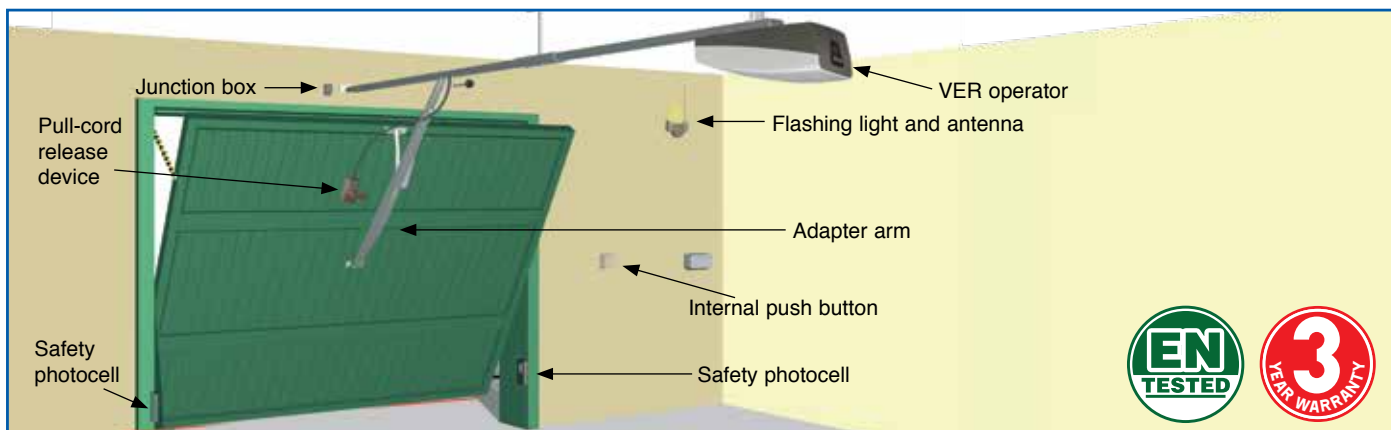
- 1 x audio-video module for X1 System
- 1 x front piece for video module with one VR button
- Keypad module for access control
- Front piece for access-control keypad module
- 1 x frame with one-module profile
- 2 x power supplies
- Surface frame with rain shield (surface mount kit only)
- Flush mount box (flush mount kit only)
- 1 x black or white hands-free video monitor 7" touch screen display
- Full installation guide

Description	Monitor Colour	Code
Surface Mounted	Black	21MTMSVRK7XB1
Flush Mounted	Black	21MTMFVRK7XB1
Surface Mounted	White	21MTMSVRK7XW1
Flush Mounted	White	21MTMFVRK7XW1

KITS ARE AVAILABLE IN 2 BUTTON / 2 MONITOR VERSIONS ON REQUEST.

STANDARD GARAGE DOOR OPENER

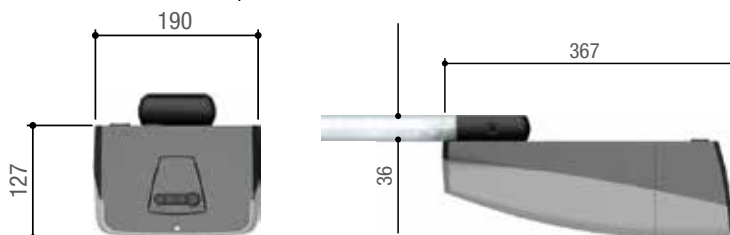
VER6 (600N) AND VER8 (800N) GARAGE DOOR OPERATORS WITH CHAIN OR BELT GUIDE



FEATURES:

- Automate new or existing residential garage doors
- Traction force 600N or 800N
- Safe & reliable
- 24V DC system
- Quiet, smooth operation with force limited deceleration
- Integral courtesy light
- Manual release mechanism in the event of a power cut

DIMENSIONS (mm):



VER6C-KIT

600N garage door operator with chain guide for door up to 9m²



KIT INCLUDES:

- 1 x automated operator with control panel and encoder
- 3 piece chain guide
- 1 x radio remote control
- Full installation guide



Code

21VER6CKIT

VER8C-KIT

800N garage door operator with chain guide for door up to 12m²



KIT INCLUDES:

- 1 x automated operator with control panel and encoder
- 3 piece chain guide
- 1 x radio remote control
- Full installation guide



Code

21VER8CKIT

VER6B-KIT

600N garage door operator with belt guide for door up to 9m²



KIT INCLUDES:

- 1 x automated operator with control panel and encoder
- 3 piece belt guide
- 1 x radio remote control
- Full installation guide



Code

21VER6BKIT

VER8B-KIT

800N garage door operator with belt guide for door up to 12m²



KIT INCLUDES:

- 1 x automated operator with control panel and encoder
- 2 piece belt guide
- 1 x radio remote control
- Full installation guide



Code

21VER8BKIT

ACCESSORIES

PULL-CORD RELEASE & RESET DEVICE

To fit on door handle



Length m

3

Code

21V121

DRIVE ARM FOR SECTIONAL DOORS

For doors with distance between upper edge of door and shaft spring assembly between 300 & 600mm



Code

21V122

ELECTRIC GATE BOX



FEATURES:

- Black UV resistant polypropylene
- Non-rusting & long lasting
- Large easy to work in compartment
- Weather & waterproof to IP65
- Keep your electrics clean & dry
- Plywood “easy fix” internal wall
- Can be wall mounted or free standing on garden legs
- Plain fronted for publicity; promotional stickers



Height mm	Width mm	Depth mm	Code
400	550	220	21EGB



GATE
AUTOMATION

ALUMINIUM FENCING BOARDS TO CREATE A STUNNING PRIVACY FENCE.

MARANO[®]

Fully Modular Aluminium
Fencing System



Elements



Convex



Connect



Stripe



Parallel

Single and double sided boards with textured and smooth surfaces. Available in a range of contemporary colours.



Breeze

For a **FREE** sample pack:

sales@brundle.com
www.fhbrundle.co.uk

**24/7 ONLINE
ORDERING**

**COMPETITIVE
PRICES**

**HUGE RANGE
FROM STOCK**

**FREE DELIVERY
OVER £150**

**TRADE COUNTER
COLLECTION**