


4500-series

HAND DRAWN
MULTI CHANNEL

4500-SERIES



G-RAIL[®]

ALUMINIUM RAIL

> *by Goelst*



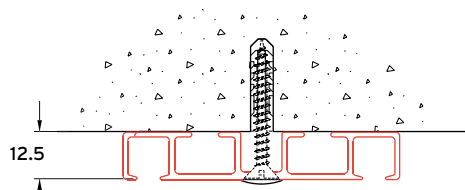
Developed for heavy-duty contract and domestic use, series 4500 provides strength and multi-channel versatility for most curtain applications. With 2 and 3 channel profiles in the series, curtain overlaps can be created using the entire track length. Profiles 4550 and 4560, designed for incorporation within suspended ceilings, provide flush mounting and concealed fixing.

Standard colour: White RAL 9010. Special colours on request.

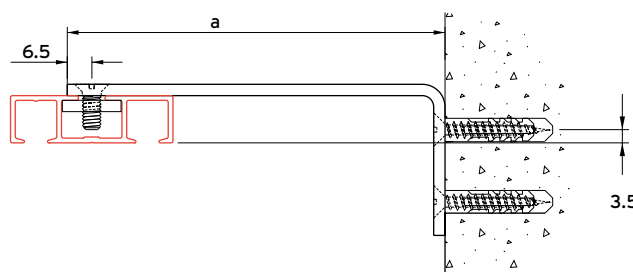
**HAND DRAWN
MULTI CHANNEL**
4500-SERIES

4500 > Heavy duty multi-ch

Installation

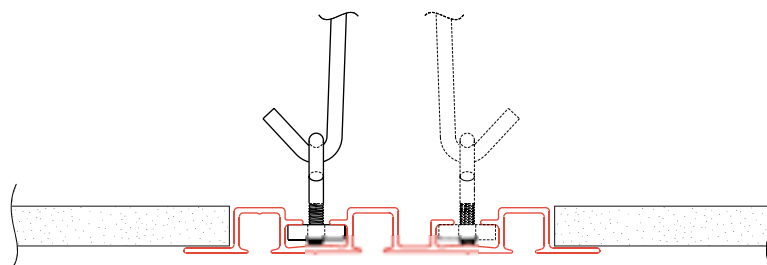


ceiling fixing 4540 using 4514-WD fixing screw with white cover cap




wall fixing 4520 with extension bracket 4515-10

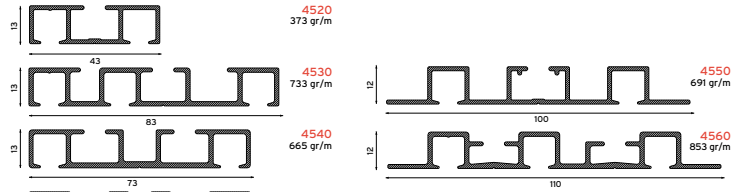
	a [mm]
4515-07.5	75
4515-10	100
4515-15	150



fixing 4560 in suspended ceiling with 4555-SH

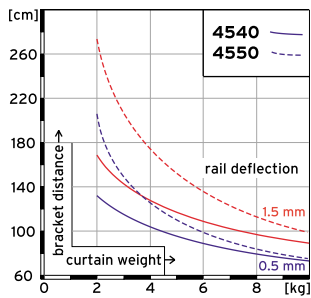
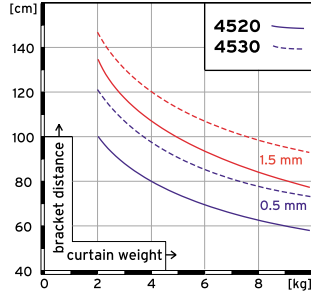


G-Standard



Specification Guide

(bracket fixing guide)



The values of the 4560 equal those of the 4550.

Material:

Aluminium 606035-T6-F22. (Higher specification than DIN 1725.)
 Shape and size tolerances are in accordance with DIN 17615.
 White RAL 9010 powder coated in accordance with the Qualicoat standard. Special colours available on request.

Profile weight 4520: 373 g/m.

Profile weight 4530: 733 g/m.

Profile weight 4540: 665 g/m.

Profile weight 4550: 691 g/m.

Profile weight 4560: 853 g/m.

Accessories:

Gliders 4010 at 10 - 16 per metre and end stops 4001 at 4 or 6 per length.

Installation:

Ceiling fixing with white screw 4514-W or screw 4514-WD with white cover cap.

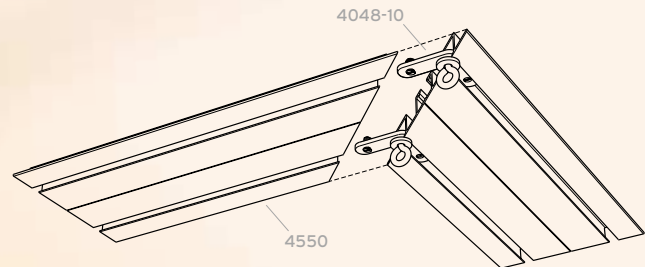
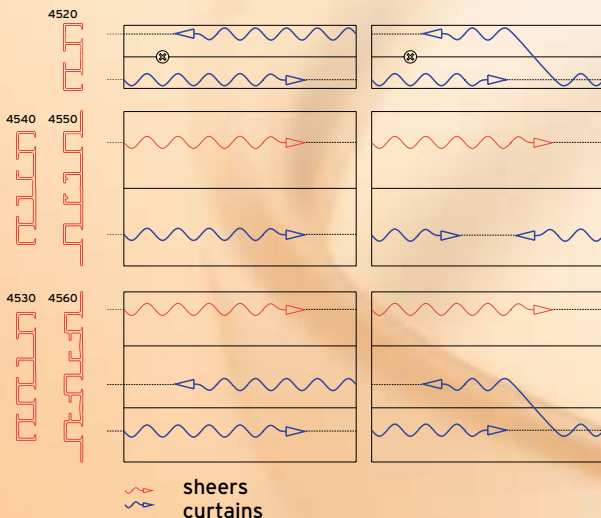
Profiles 4520, 4530 and 4540 - face fixing using extension bracket 4515. Profiles 4550 and 4560 - fixing within suspended ceilings using adjustable suspension hanger 4555-SH.

Bracket distance in accordance with G-Standard or the following table.

	light	medium	heavy (curtain)
4520	100	80	60
4530	120	100	80
4540	130	110	80
4550	200	130	90
4560	200	130	90

ty annel profiles.












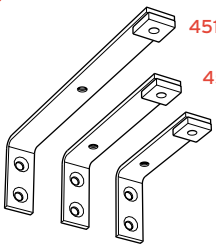







Product examples

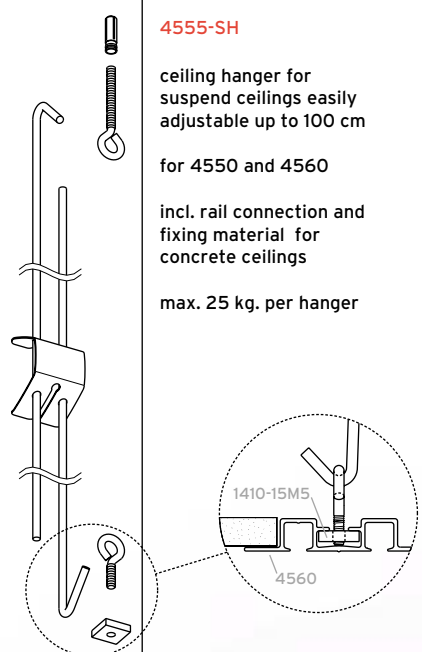


Example of a 90° corner connector and multi channel profile.

Components

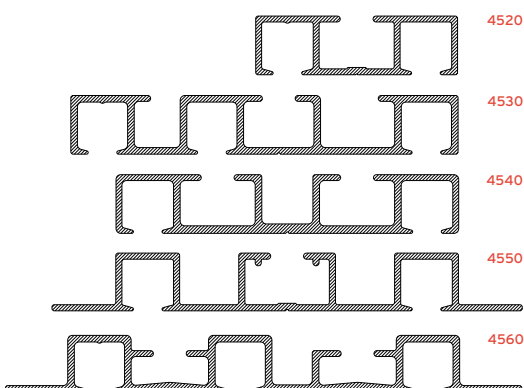
Product design and specification changes reserved.




CURTAIN TRANSPORT			
	4001 end stop		2020 double hook colours: B-W
	4001-A end stop with eye (metal)		2021 G-hook
	4002 end stop		2022 curtain hook
	4003 spring stop		2023[®] synth. hook for 4025
	4010[®] glider colours: B - G - W - ZW		4025[®] glider 4010 with hook 2023
		WALL FIXING	ACCESSORIES
	4012-10 click-in glider for light weight curtains		
	4012-40 click-in cross glider for light weight curtains	4515-15 4515-10 4515-07,5 extension bracket colours: N - W	4048-10 90° corner connector with screw eye
	4012-50 click-in cross glider with hook	CEILING FIXING	
	4030 roller colours: B - G - W - ZW		4552 connecting bridge
			




HAND DRAWN MULTI CHANNEL

4500-SERIES



- B = Brown
- G = Gold
- W = White
- ZW = Black
-  = Standard item
-  = Registered design
-  = Patented

G-RAIL[®]



Space for dealer address

09/2003