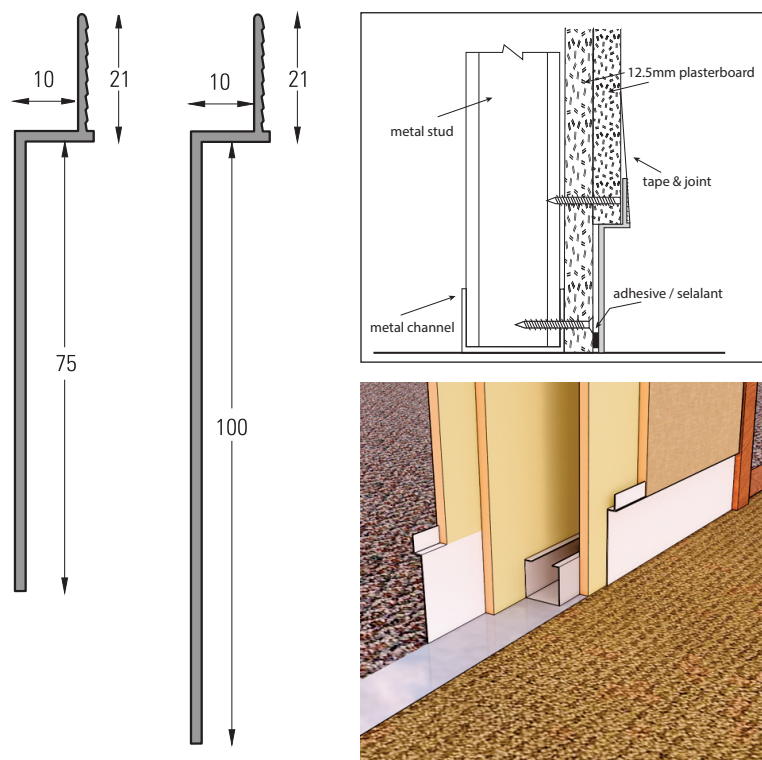


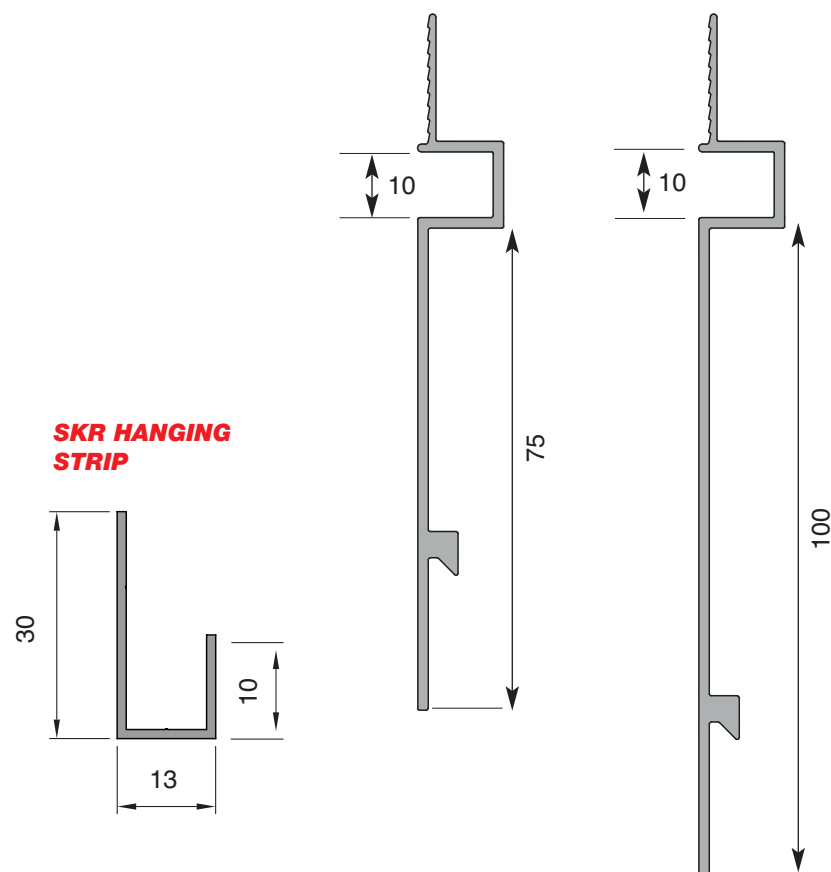
## ST75 / ST100

Type ST trims are used to create recessed skirting details in partitions and dry lined walls. Type ST trims are designed to be screw fixed at the beaded leg, taped and jointed finish then applied to avoid visible fixings. Can be adhesive fixed at their base also. Type ST trimscan be factory curved to suit both concave and convex walls.



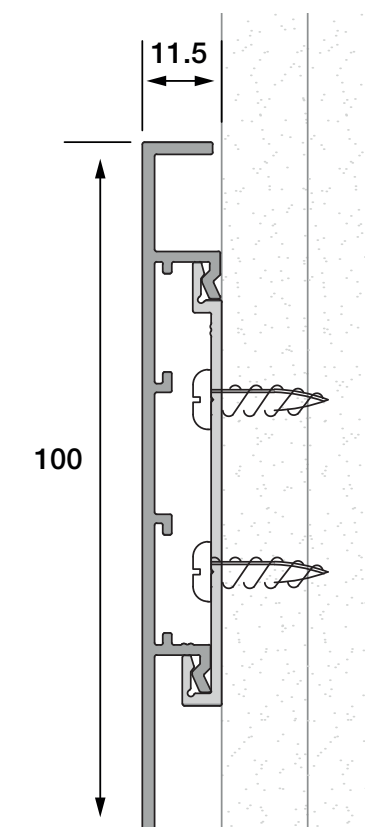
## SKR75 / SKR100

Type SKR trims are used to create recessed skirting details in partitions and dry lined walls. Type SKR trims are specifically designed to be screw fixed at the beaded leg, taped and jointed finish then applied to avoid visible fixings. Type SKR trims can be factory curved to suit both concave and convex walls.

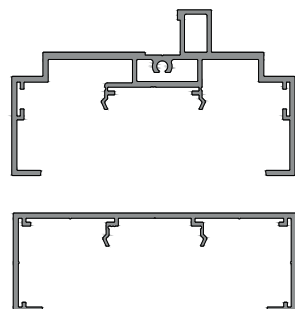


## 100mm CLIP ON SKIRTING

100mm Clip on Skirting to be used to create flush skirting details in partitions and dry lined walls. This skirting is specifically designed to be installed using a hanging rail at the base to avoid visible fixings.

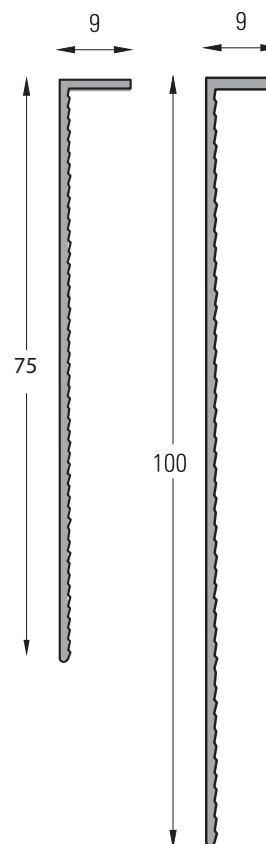


This product also used in conjunction with QIC Evolution 75/100 profiles.



## STA75 / STA100

Type STA trims are used to create flush skirting details in partitions and dry lined walls. STA trims are specifically designed to be adhesive fixed at their base to avoid visible fixings. Type STA trims can be factory curved to suit both concave and convex walls.



### PRODUCT INFORMATION

Supplied in 3000mm lengths, extruded from architectural grade aluminium alloy to BS 1474. Pre-punched with diagonal fixing slots and holes in the plastering fin suitable for fixing by drywall screws. The standard finishes are white polyester powder coating to RAL 9010, 20% Gloss, or to order in a full palette of RAL colours, to match and enhance any interior scheme. Unpainted trims also available for onsite painting/spraying, please check with your paint supplier for any additional primer products that may be required. QIC cannot accept any responsibility for the painted finish of products supplied unpainted. Non-standard lengths, factory curving and alternative factory applied finishes are available to special order. Trims with a custom dimension between 3mm-100mm are available to special order.

### PACKING

Packed in quantities as ordered with no bundle exceeding 25kgs. Packaging is by heavy gauge heat shrink polythene with corrugated cardboard end protection.

### TECHNICAL DETAILS

Designed specifically for use as part of a conventional dry wall, partition or ceiling system with either single or multiple layers of plasterboard.

Framework can be of metal stud, timber or other suitable medium provided that the structural requirements are met. Vertical studs should never be greater than 600mm apart. Trims are designed to create aesthetic appeal within dry lining systems and are not intended to improve structural performance. Construction depends upon the type of trim being used and typical application examples are shown on the data sheets. Trims should always be supported by structural members, with additional framing provided where necessary. Double layers of plasterboard will result in greater rigidity. Trims should always be backed by a layer of plasterboard and never fixed directly in contact with the structural framing. The use of additional layers of plasterboard may be necessary to achieve certain designs.